

EV



PCT

WORLD INTELLECTUAL PROPERTY ORGANIZATION
International Bureau

INTERNATIONAL APPLICATION PUBLISHED UNDER THE PATENT COOPERATION TREATY (PCT)

<p>(51) International Patent Classification ⁷ : C07D 319/06, 319/08, A61K 31/335</p>	<p>A1</p>	<p>(11) International Publication Number: WO 00/04011 (43) International Publication Date: 27 January 2000 (27.01.00)</p>
<p>(21) International Application Number: PCT/EP99/04831 (22) International Filing Date: 9 July 1999 (09.07.99) (30) Priority Data: 98/09164 17 July 1998 (17.07.98) FR (71) Applicant (for all designated States except US): MERCK PATENT GMBH [DE/DE]; Frankfurter Strasse 250, D-64293 Darmstadt (DE). (72) Inventors; and (75) Inventors/Applicants (for US only): BERTHELON, Jean-Jacques [FR/FR]; 8, rue du Panorama, F-69005 Lyon (FR). GUERRIER, Daniel [FR/FR]; 35C, route de Charly, F-69230 Saint Genis Laval (FR). RASPÉ, Eric [BE/BE]; 142, avenue du Château, B-7700 Mouscron (BE). ZEILLER, Jean-Jacques [FR/FR]; 25, rue Laurent Carle, F-69008 Lyon (FR).</p>	<p>(81) Designated States: AE, AL, AM, AT, AU, AZ, BA, BB, BG, BR, BY, CA, CH, CN, CU, CZ, DE, DK, EE, ES, FI, GB, GD, GE, GH, GM, HR, HU, ID, IL, IN, IS, JP, KE, KG, KP, KR, KZ, LC, LK, LR, LS, LT, LU, LV, MD, MG, MK, MN, MW, MX, NO, NZ, PL, PT, RO, RU, SD, SE, SG, SI, SK, SL, TJ, TM, TR, TT, UA, UG, US, UZ, VN, YU, ZA, ZW, ARIPO patent (GH, GM, KE, LS, MW, SD, SL, SZ, UG, ZW), Eurasian patent (AM, AZ, BY, KG, KZ, MD, RU, TJ, TM), European patent (AT, BE, CH, CY, DE, DK, ES, FI, FR, GB, GR, IE, IT, LU, MC, NL, PT, SE), OAPI patent (BF, BJ, CF, CG, CI, CM, GA, GN, GW, ML, MR, NE, SN, TD, TG).</p> <p>Published With international search report.</p>	
<p>(54) Title: CYCLIC COMPOUNDS USEFUL IN THE TREATMENT OF DYSLIPIDAEMIA, ATHEROSCLEROSIS AND DIABETES, PHARMACEUTICAL COMPOSITIONS AND PREPARATION PROCESS</p>		
<div style="display: flex; justify-content: space-around; align-items: center;"> <div data-bbox="535 1207 747 1396"> </div> <div data-bbox="958 1270 1006 1312"> <p>(1)</p> </div> </div>		
<p>(57) Abstract</p> <p>The present invention relates to cyclic compounds which can be used in the treatment of dyslipidaemia, atherosclerosis and diabetes, to processes for preparing these compounds. The compounds of the invention correspond to formula (I) wherein the radicals X, Y, R, R₁, R₂, R₃, R₄, R₅, R₆, R₇ have meanings as given in claim 1.</p>		

FOR THE PURPOSES OF INFORMATION ONLY

Codes used to identify States party to the PCT on the front pages of pamphlets publishing international applications under the PCT.

AL	Albania	ES	Spain	LS	Lesotho	SI	Slovenia
AM	Armenia	FI	Finland	LT	Lithuania	SK	Slovakia
AT	Austria	FR	France	LU	Luxembourg	SN	Senegal
AU	Australia	GA	Gabon	LV	Latvia	SZ	Swaziland
AZ	Azerbaijan	GB	United Kingdom	MC	Monaco	TD	Chad
BA	Bosnia and Herzegovina	GE	Georgia	MD	Republic of Moldova	TG	Togo
BB	Barbados	GH	Ghana	MG	Madagascar	TJ	Tajikistan
BE	Belgium	GN	Guinea	MK	The former Yugoslav Republic of Macedonia	TM	Turkmenistan
BF	Burkina Faso	GR	Greece	ML	Mali	TR	Turkey
BG	Bulgaria	HU	Hungary	MN	Mongolia	TT	Trinidad and Tobago
BJ	Benin	IE	Ireland	MR	Mauritania	UA	Ukraine
BR	Brazil	IL	Israel	MW	Malawi	UG	Uganda
BY	Belarus	IS	Iceland	MX	Mexico	US	United States of America
CA	Canada	IT	Italy	NE	Niger	UZ	Uzbekistan
CF	Central African Republic	JP	Japan	NL	Netherlands	VN	Viet Nam
CG	Congo	KE	Kenya	NO	Norway	YU	Yugoslavia
CH	Switzerland	KG	Kyrgyzstan	NZ	New Zealand	ZW	Zimbabwe
CI	Côte d'Ivoire	KP	Democratic People's Republic of Korea	PL	Poland		
CM	Cameroon	KR	Republic of Korea	PT	Portugal		
CN	China	KZ	Kazakstan	RO	Romania		
CU	Cuba	LC	Saint Lucia	RU	Russian Federation		
CZ	Czech Republic	LI	Liechtenstein	SD	Sudan		
DE	Germany	LK	Sri Lanka	SE	Sweden		
DK	Denmark	LR	Liberia	SG	Singapore		
EE	Estonia						

CYCLIC COMPOUNDS USEFUL IN THE TREATMENT OF DYSLIPIDEMIA, ATHEROSCLEROSIS AND DIABETES, PHARMACEUTICAL COMPOSITIONS AND PREPARATION PROCESS

The present invention relates to cyclic compounds which can be used in the treatment of dyslipidaemia, atherosclerosis and diabetes, to pharmaceutical compositions containing them and to
10 processes for preparing these compounds.

The invention also relates to the use of these compounds for the production of medicinal products intended for the treatment of dyslipidaemia, atherosclerosis and diabetes.

15 In most countries, cardiovascular disease remains one of the main diseases and the main cause of mortality. About a third of men develop a major cardiovascular disease before the age of 60, women showing a lower risk (ratio of 1 to 10). This disease
20 becomes even more prevalent with age (after the age of 65, women become just as vulnerable to cardiovascular disease as men). Vascular diseases such as coronary disease, cerebrovascular accidents, restenosis and peripheral vascular disease remain the main cause of
25 mortality and handicap throughout the world.

Although the diet and the lifestyle can accelerate the development of cardiovascular diseases, a genetic predisposition leading to dyslipidaemia is a significant factor in cardiovascular attacks and death.

30 The development of atherosclerosis appears to be linked mainly to dyslipidaemia, which means abnormal levels of lipoproteins in the blood plasma. This dysfunction is particularly evident in coronary disease, diabetes and obesity.

35 The concept intended to explain the development of atherosclerosis has mainly been focused on the metabolism of cholesterol and on the metabolism of triglycerides.

40 However, since the research studies by Randle et al. (Lancet, 1963, 785-789), an original concept has

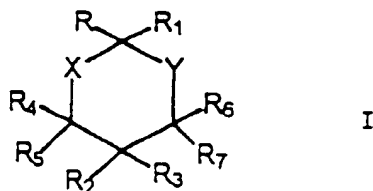
- 2 -

been proposed: a glucose-fatty acid cycle or Randle cycle, which describes regulation of the equilibrium between the metabolism of lipids, in terms of triglycerides and cholesterol, and the oxidation of glucose. According to this concept, the inventors have developed an original programme, the aim of which is to find novel compounds which act simultaneously on the metabolism of lipids and glucose.

Fibrates are well-known therapeutic agents with a mechanism of action via the "Peroxisome Proliferator Activated Receptors". These receptors are the main regulators of lipid metabolism in the liver (PPAR α isoform). In the last ten years, thiazolidinediones have been described as powerful hypoglycaemiant agents in animals and man. It has been reported that thiazolidinediones are powerful selective activators of another form of PPARs: PPAR γ (Lehmann et al., J. Biol. Chem., 1995, 270, 12953-12956).

The inventors have discovered a novel class of compounds which are powerful activators of the PPAR α and PPAR γ isoforms. On account of this activity, these compounds have a substantial hypolipidaemiant and hypoglycaemiant effect.

The compounds of the invention correspond to formula I below:



in which
 X and Y represent, independently of each other, a methylene group; an oxygen or sulphur atom; or -NR₃- in which R₃ represents a hydrogen atom, a (C₁-C₇)alkyl, (C₂-C₁₀)aryl group or a 3- to 10-membered heterocycle comprising 1 to 4 endocyclic hetero atoms chosen from O, S and N; the said aryl group and the said

- 3 -

heterocycle optionally being substituted with one or more radicals Z as defined below;

R represents a hydrogen atom; a (C₁-C₇)alkyl group; a phthalamido(C₁-C₇)alkyl group; (C₃-C₁₂)cycloalkyl; a group -(CH₂)_p-COOR_b in which p is an integer from 0 to 6 and R_b represents a hydrogen atom or a (C₁-C₇)alkyl group; a (C₆-C₁₀)aryl group; a 3- to 10-membered heterocycle comprising 1 to 4 endocyclic hetero atoms chosen from O, S and N; a (C₆-C₁₀)aryl(C₁-C₇)alkyl group; it being understood that the aryl groups present in R and the said heterocycle are optionally substituted with one or more substituents chosen from a radical Z as defined below and a (C₁-C₇)alkylene chain;

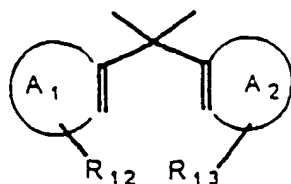
R₁ represents a hydrogen atom; a (C₁-C₇)alkyl group; (C₁-C₇)hydroxyalkyl; a (C₆-C₁₀)aryl group optionally substituted with one or more radicals W as defined below; a group -P(O)(OR₈)(OR₉) in which R₈ and R₉ are, independently, a hydrogen atom or a (C₁-C₇)alkyl group; a group -(CH₂)_t-COOR_c in which t is an integer from 0 to 6 and R_c represents a hydrogen atom or a (C₁-C₇)alkyl group; a group -CONR₁₀R₁₁ in which R₁₀ and R₁₁ independently represent a hydrogen atom, a (C₁-C₇)alkyl group, a group R_dO-CO-(C₁-C₇)alkyl in which R_d represents H or (C₁-C₇)alkyl, or alternatively R₁₀ and R₁₁ together form a -(CH₂)_r- chain in which r is an integer equal to 4, 5 or 6;

R₂ and R₃ independently represent a hydrogen atom; a (C₁-C₇)alkyl group; (C₃-C₁₂)cycloalkyl; (C₆-C₁₀)aryl; (C₆-C₁₀)aryl(C₁-C₇)alkyl; a 3- to 10-membered heterocycle comprising 1 to 4 endocyclic hetero atoms chosen from O, N and S; or a fluorenyl group; the said aryl groups present in R₂ or R₃, the said heterocycle and the said fluorenyl optionally being substituted with one or more radicals Z as defined below;

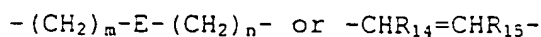
or alternatively R₂ and R₃ together form a chain -(CH₂)_{r1}- in which r1 is an integer equal to 2, 3, 4 or 5;

or alternatively R₂ and R₃ together form the group (a)

- 4 -



in which A_1 and A_2 independently represent (C_6-C_{10})aryl
 or a 5- to 10-membered aromatic heterocycle comprising
 1 to 4 endocyclic hetero atoms chosen from N, O and S,
 the said aryl group and the said heterocycle optionally
 bearing, in addition to the substituents R_{12} and R_{13} ,
 one or more other substituents chosen from the radicals
 Z as defined below; and in which R_{12} and R_{13} together
 form a chain



in which m and n are, independently, an integer from 0
 to 6; E represents a bond, O, S, $-NR_e-$, in which R_e
 represents a hydrogen atom or (C_1-C_7)alkyl or
 alternatively E represents a (C_1-C_7)alkylene or (C_6-
 C_{10})arylene chain or a 3- to 10-membered divalent
 heterocyclic radical comprising 1 to 4 endocyclic
 hetero atoms chosen from O, N and S; and

R_{14} and R_{15} are chosen, independently, from a hydrogen
 atom, (C_1-C_7)alkyl and (C_6-C_{10})aryl;

R_4 , R_5 , R_6 and R_7 independently represent a hydrogen
 atom; (C_1-C_7)alkyl; (C_6-C_{10})aryl optionally substituted
 with one or more radicals Z as defined below; or a 3-
 to 10-membered heterocycle comprising 1 to 4 endocyclic
 hetero atoms chosen from O, N and S, the said
 heterocycle optionally being substituted with one or
 more radicals Z as defined below;

Z is chosen from a halogen atom; a hydroxyl group;
 nitro; cyano; phenyl; phenyl(C_1-C_7)alkyl;
 trifluoromethoxy; (C_1-C_7)alkyl optionally substituted
 with one or more halogen atoms; (C_1-C_7)alkoxy; (C_1-
 C_7)alkylthio; (C_2-C_7)acylthio; (C_1-C_7)alkylsulphonyl;
 (C_1-C_7)alkylsulphinyl; carbamoyl; N-(C_1-
 C_7)alkylcarbamoyl; N,N-di(C_1-C_7)alkylcarbamoyl; (C_1-
 C_7)alkylamino; di(C_1-C_7)alkylamino; a group $-A-COOR_f$ in

- 5 -

which R_f represents a hydrogen atom or a (C_1-C_7) alkyl group and A represents (C_1-C_7) alkylene, (C_2-C_7) alkenylene, (C_1-C_7) oxyalkylene in which the alkylene chain is linked to the group $COOR_f$ or alternatively A is nothing; or a group $-B-P(O)(OR_x)(OR_y)$ in which B takes one of the meanings given for A above and R_x and R_y independently take one of the meanings given for R_f above;

W represents $-G-COOR_g$ in which G represents (C_1-C_7) alkylene, (C_2-C_7) alkenylene, (C_1-C_7) oxyalkylene in which the alkylene chain is linked to the group $COOR_g$ or alternatively G is nothing, and R_g represents a hydrogen atom or a (C_1-C_7) alkyl group; or alternatively W represents

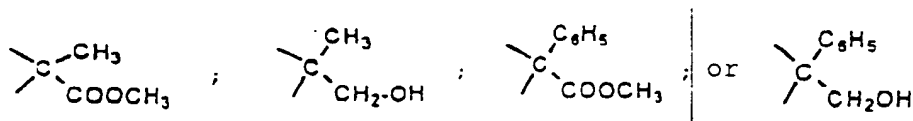
$-D-P(O)(OR_z)(OR_t)$ in which D takes one of the meanings given above for G and R_z and R_t independently take one of the meanings given above for R_g ;

and the pharmaceutically acceptable salts thereof,

it being understood that

(i) when R_2 , R_3 , R_5 and R_7 represent a hydrogen atom; X and Y represent an oxygen atom; R_4 represents methyl; and R_6 represents a hydrogen atom or a methyl group, then R_1 and R, together with the carbon atom which bears them, do not form any of the following

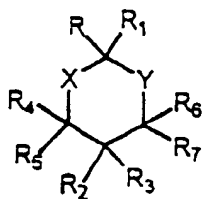
divalent radicals:



and (ii) when R_4 , R_5 , R_6 and R_7 represent a hydrogen atom; X and Y represent O; and R represents pyridyl, piperidyl or substituted piperidyl; then R_1 does not represent optionally substituted phenyl.

Formula I encompasses all the types of geometrical isomers and stereoisomers of the compounds of formula

- 5 -



The physiologically acceptable salts of the compounds of formula (I) comprise the salts formed with metals and in particular with alkali metals, alkaline-earth metals and transition metals (such as sodium, potassium, calcium, magnesium or aluminium) or with bases such as aqueous ammonia or secondary or tertiary amines (such as diethylamine, triethylamine, piperidine, piperazine or morpholine) or with basic amino acids (such as lysine or arginine) or with osamines (such as meglumine) or with amino alcohols (such as 3-aminobutanol and 2-aminoethanol).

According to the invention, the term "alkyl" denotes a linear or branched hydrocarbon-based radical such as methyl, ethyl, propyl, isopropyl, butyl, tert-butyl, isobutyl, pentyl, hexyl or heptyl. When the alkyl group is substituted with one or more halogen atoms, it preferably represents perfluoroalkyl and in particular pentafluoroalkyl.

The term "alkoxy" denotes an alkyl group as defined above linked to an oxygen atom. Examples of this are the methoxy, ethoxy, isopropoxy, butoxy and hexyloxy radicals.

The term "cycloalkyl" denotes saturated hydrocarbon-based groups which can be mono- or polycyclic and comprise from 3 to 12 carbon atoms, preferably from 3 to 8. The groups more particularly preferred are monocyclic cycloalkyl such as cyclopropyl, cyclobutyl, cyclopentyl, cyclohexyl, cycloheptyl, cyclooctyl, cyclononyl, cyclodecyl, cycloundecyl and cyclododecyl. The term "halogen" means a fluorine, chlorine, bromine or iodine atom.

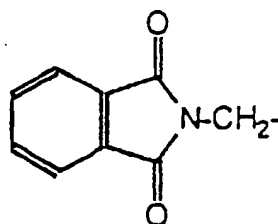
The term "aryl" represents a mono- or bicyclic aromatic hydrocarbon-based group comprising 6 to 10 carbon atoms, such as phenyl or naphthyl.

- 7 -

The term "heterocycle" denotes a mono- or bicyclic ring of aromatic or non-aromatic nature comprising 3 to 10 ring members, 1 to 4 of which are occupied by identical or different hetero atoms chosen from oxygen, sulphur and nitrogen, such as, for example, aziridinyl, oxiranyl, oxazolyl, furyl, tetrahydrofuryl, benzothiazolyl, pyrimidinyl, pyridazinyl, piperidinyl, quinolyl, tetrahydroquinolyl, tetrazolyl, phthalazinyl, purinyl, indolyl, chromenyl, chromanyl, isochromanyl and pyrrolyl radicals.

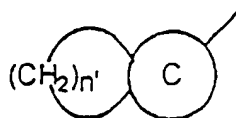
The term "heterocycle" preferably denotes thienyl, furyl or pyrrolyl.

The phthalamido(C₁-C₇)alkyl group preferably denotes the radical of formula:



15

When R represents (C₆-C₁₀)aryl, (C₆-C₁₀)aryl(C₁-C₇)alkyl or a heterocycle, the aryl group and the heterocycle can be substituted with a (C₁-C₇)alkylene chain. In this case, the two free valencies of the said alkylene chain are linked to two members of the aryl group, or of the heterocycle, respectively. Denoting the aryl group or the heterocycle as C, the structure formed can be represented in the following manner:



25

in which n' represents 1, 2, 3, 4, 5, 6 or 7.

When R₁ represents a group -CONR₁₀R₁₁ in which R₁₀ and R₁₁ together form a chain -(CH₂)_r-, R₁₀, R₁₁ and the nitrogen atom which bears them together form a 5- to 7-membered nitrogen ring comprising an endocyclic nitrogen atom.

30

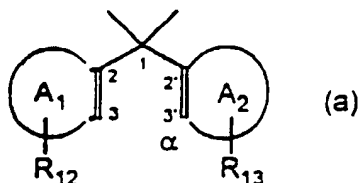
- 8 -

When R_2 or R_3 represents fluorenyl, it is preferably the 9-fluorenyl group.

When R_2 and R_3 together form a $-(CH_2)_{r_1}-$ chain, R_2 and R_3 and the carbon atom which bears them together preferably form a cyclopropyl group.

The benzyl group may be mentioned as a preferred (C_6-C_{10}) aryl (C_1-C_7) alkyl group.

When R_2 and R_3 together form the group (a)



10 in which A_1 , A_2 , R_{12} and R_{13} are as defined above, A_1 and A_2 are hydrocarbon-based or heterocyclic rings comprising at least one ethylenic unsaturation $>C=C<$ and bearing at least the radical R_{12} , or R_{13} , respectively, as substituent, but possibly bearing
15 other substituents chosen from the radicals Z as defined above.

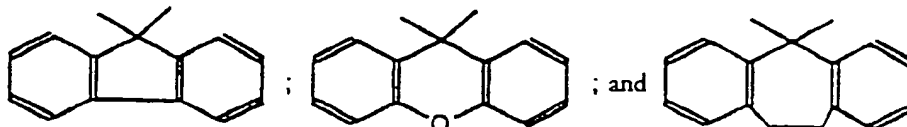
It is preferred for A_1 and A_2 to represent phenyl optionally substituted with one to four substituents Z .

20 It will be noted that the schematic representation of A_1 and A_2 given above means that A_1 and A_2 are linked to the same carbon atom (carbon 1) via carbon-carbon single bonds (bond 1-2, or 1-2', respectively), the carbon atom of the ring A_1 , or of
25 the ring A_2 , respectively, engaged in this bond (2, or 2', respectively) being of sp^2 type, i.e. forming a double bond with a neighbouring carbon atom, located in an α position (carbon 3, or 3', respectively).

The substituent R_{12} is located in any position
30 on the ring A_1 , and similarly R_{13} is linked to the ring A_2 via any of the ring members of A_2 . However, it is preferred for R_{12} and R_{13} to substitute, respectively, the sp^2 carbons in the α position, i.e. the carbons of type (3 and 3') as represented in the above scheme.

- 9 -

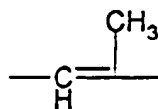
According to the invention, preferred meanings of the group (a) are:



5 The term "acyl" means a (C₁-C₇)alkylcarbonyl radical and the term "acylthio" means a (C₁-C₇)alkylthiocarbonyl radical of formula

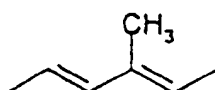


10 According to the invention, the term "alkenylene" radical moreover means a divalent hydrocarbon-based radical bearing one or more ethylenic double bonds, such as, for example, -CH=CH- or



15

or



20 The "carbamoyl" radical denotes the monovalent radical of formula -CO-NH₂. The "(C₁-C₇)alkylcarbamoyl" radical denotes a carbamoyl radical substituted with a C₁-C₇ alkyl group on the nitrogen atom, and the "di(C₁-C₇)alkylcarbamoyl" radical denotes a carbamoyl radical substituted on the nitrogen atom with two C₁-C₇ alkyl groups.

25 The "(C₁-C₇)alkylamino" radical denotes an amino group substituted on the nitrogen atom with a (C₁-C₇)alkyl radical and the "di(C₁-C₇)alkylamino" radical denotes an amino group substituted on the nitrogen atom with two (C₁-C₇)alkyl radicals.

30 US 4,056,540 describes compounds such as 4-phenyl-1,3-benzodioxane bearing a carboxylic function

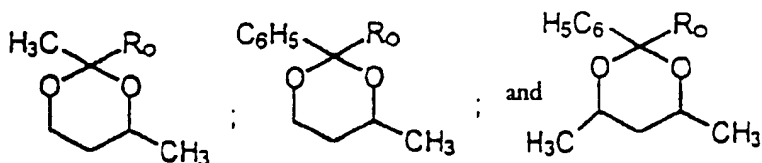
- 10 -

in position 2 of the benzodioxane ring, which have anticonvulsive or antiarrhythmic activity.

More recently, [4H]-1,3-benzodioxine-2-carboxylic acids and esters endowed with hypolipaemiant activity have been described in Eur. J. Med. Chem. Ther., 1983, 67.

However, the benzodioxane structure of these compounds differs entirely from the structure of the compounds of the invention.

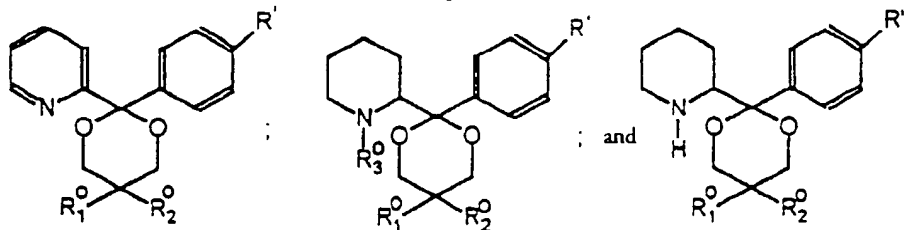
Tetrahedron Asymmetry, vol. 3, No. 8, 1075-1086, 1992 describes the asymmetric synthesis of chiral ketals and in particular the synthesis of certain compounds of formula:



15

in which R_0 represents $-\text{COOCH}_3$ or $-\text{CH}_2\text{OH}$.

However, that document makes no reference at all to the pharmacological value of these compounds. In addition, J. Med. Chem., 1969, 51 describes anti-inflammatory compounds of 2-aryl-2- α -piperidyl-1,3-dioxane type. Among these compounds, those corresponding to one of the following formulae are relatively close to the compounds of the invention:



25

in which R' represents a hydrogen atom, a chlorine atom or a methoxy group; R_1^0 and R_2^0 represent either a hydrogen atom, an alkyl group or an aryl group; and R_3^0 is a methyl or methoxy group.

- 11 -

However, the anti-inflammatory activity of these compounds is in no way comparable with the hypolipidaemic and hypoglycaemic activity of the compounds of the invention.

5 Among the compounds of the invention, certain are preferred.

A first group of preferred compounds consists of the compounds of formula I as defined above for which X and Y represent an oxygen atom.

10 A second group of preferred compounds consists of the compounds of formula I in which R₄, R₅, R₆ and R₇ represent a hydrogen atom.

A third group of preferred compounds consists of the compounds of formula I in which:

15 R represents a hydrogen atom; a (C₁-C₇)alkyl group; a phthalamido(C₁-C₇)alkyl group; (C₃-C₁₂)cycloalkyl; a heterocycle as defined above for formula I; a (C₆-C₁₀)aryl group; or a (C₆-C₁₀)aryl(C₁-C₇)alkyl group; it being understood that the aryl groups present in R and the said heterocycle are
20 optionally substituted with one or more substituents chosen from a (C₁-C₇)alkylene chain; a halogen atom; a phenyl group; (C₁-C₇)alkyl optionally substituted with one or more halogen atoms; (C₁-C₇)alkoxy; or a group -A-
25 COORf in which A and Rf are as defined above for formula I;

R₁ represents a hydrogen atom; a (C₁-C₇)alkyl group; -(CH₂)_t-COORc in which t and Rc are as defined above for formula I;

30 R₂ and R₃ independently represent a hydrogen atom; a group (C₆-C₁₀)aryl or (C₆-C₁₀)aryl(C₁-C₇)alkyl; the aryl groups present in R₂ and R₃ optionally being substituted with one or more radicals chosen from a halogen atom; a (C₁-C₇)alkyl group optionally substituted with one or
35 more halogen atoms; (C₁-C₇)alkoxy; N-(C₁-C₇)alkyl-carbamoyl; (C₁-C₇)alkylamino; nitro; cyano; and -A-COORf in which A and Rf are as defined above for formula I;

or alternatively R₂ and R₃ together form the group (a) as defined above for formula I in which A₁

- 12 -

and A_2 represent a phenyl group; and R_{12} and R_{13} together form a chain $-(CH_2)_m-E-(CH_2)_n-$ in which m , n and E are as defined above for formula I, or a chain $-CHR_{14}=CHR_{15}-$ in which R_{14} and R_{15} are as defined above for formula I; or alternatively R_2 and R_3 together form a chain $-(CH_2)_{r_1}-$ in which r_1 is an integer equal to 2, 3, 4 or 5.

A fourth group of preferred compounds consists of the compounds of formula I in which

10 R represents a hydrogen atom; a (C_1-C_7) alkyl group; (C_3-C_{12}) cycloalkyl; $-(CH_2)_p-COOR_b$ in which p and R_b are as defined above for formula I; $-(C_6-C_{10})$ aryl or a heterocycle as defined above for formula I; it being understood that the said aryl group and the said
15 heterocycle are optionally substituted with one or more substituents chosen from a halogen atom; a (C_1-C_7) alkyl group; (C_1-C_7) alkoxy; or $-A-COOR_f$ in which A and R_f are as defined above for formula I;

R_1 represents a (C_1-C_7) alkyl or $-(CH_2)_t-COOR_c$
20 group in which t and R_c are as defined above for formula I; a group $-CONR_{10}R_{11}$ in which R_{10} and R_{11} are as defined above for formula I;

R_2 and R_3 together form the group (a) as defined above for formula I in which A_1 and A_2 represent phenyl; and R_{12} and R_{13} together form a chain $-(CH_2)_m-E-(CH_2)_n-$ in which m and n represent 0 and E represents a bond.
25

Among these compounds, those for which

R represents a hydrogen atom; (C_1-C_4) alkyl; $-(CH_2)_p-COOR_b$ in which p represents 1, 2 or 3 and R_b
30 represents a hydrogen atom or (C_1-C_4) alkyl; phenyl optionally substituted with a radical chosen from halogen, (C_1-C_4) alkyl, (C_1-C_4) alkoxy or $-A-COOR_f$ in which A represents (C_1-C_4) alkylene or a bond and R_f represents H or (C_1-C_4) alkyl; furyl; thienyl; or
35 pyrrolyl;

R_1 represents a (C_1-C_4) alkyl group; or alternatively $-(CH_2)_t-COOR_c$ in which t represents 0, 1, 2, 3 or 4 and R_c represents a hydrogen atom or (C_1-C_4) alkyl;

- 13 -

R_2 and R_3 together form the group (a) as defined above for formula I, A_1 and A_2 representing phenyl and R_{12} and R_{13} together forming a bond or a (C_1-C_4) alkylene chain

5 are particularly preferred.

A fifth group of preferred compounds consists of the compounds of formula I in which

R represents (C_6-C_{10}) aryl optionally substituted with a halogen atom;

10 R_1 represents $-COOR_c$ in which R_c is as defined above for formula I;

R_2 and R_3 together form the group (a) as defined above for formula I in which A_1 and A_2 represent phenyl; and R_{12} and R_{13} together form a chain $-(CH_2)_m-E-(CH_2)_n-$ in
15 which m and n represent 0 and E represents a bond, O or S.

A sixth group of preferred compounds consists of the compounds of formula I in which

20 R represents (C_6-C_{10}) aryl optionally substituted with a halogen atom;

R_1 represents $-COOR_c$ in which R_c is as defined above for formula I;

R_2 and R_3 together form the group (a) as defined above for formula I in which A_1 and A_2 represent phenyl;
25 and R_{12} and R_{13} together form a chain $-CHR_{14}=CHR_{15}-$ in which R_{14} and R_{15} are as defined above for formula I.

A seventh group of preferred compounds consists of the compounds of formula I for which at least one of the radicals R or R_1 bears a carboxylic group
30 optionally in esterified form or in the form of amide. Among these compounds, the preferred ones are those for which R represents $-(CH_2)_p-COOR_b$ [lacuna] and R_b are as defined above for formula I; or alternatively R represents (C_6-C_{10}) aryl or (C_6-C_{10}) aryl (C_1-C_7) alkyl in
35 which the aryl group present in R is substituted with a radical $-A-COOR_f$ in which A and R_f are as defined above for formula I; or alternatively R_1 represents $-(CH_2)_t-COOR_c$ in which t and R_c are as defined above for formula I; or alternatively R_1 represents (C_6-C_{10}) aryl

- 14 -

substituted with $-G-COOR_g$ in which G and R_g are as defined above for formula I; or alternatively R_1 represents $-CONR_{10}R_{11}$ in which R_{10} and R_{11} are as defined above for formula I.

5 Among this seventh group of preferred compounds, those satisfying at least one of the following conditions are more particularly preferred:

- X and Y represent an oxygen atom,
- R_4 to R_7 represent a hydrogen atom;

10 - only one of the groups R or R_1 bears a carboxylic group which is optionally esterified or in the form of amide, the other being as defined for the third group of preferred compounds above; and R_2 and R_3 being as defined for the third group of preferred
15 compounds;

- only one of the groups R or R_1 bears a carboxylic group which is optionally esterified or in the form of amide, the other being as defined for the fourth group of preferred compounds above; and R_2 and R_3
20 being as defined for the fourth group of preferred compounds:

When R bears a carboxylic group optionally in ester form, it preferably represents phenyl substituted with $-COOH$; with $-A-COOR_f$ in which A represents $(C_2-$
25 $C_3)$ alkenylene and R_f represents H or (C_1-C_4) alkyl; or with (C_1-C_4) alkoxycarbonyl.

When R_1 bears a carboxylic group optionally in the form of ester or amide, it preferably represents $-(CH_2)_t-COOR_c$ in which t is 0, 1, 2, 3 or 4 and R_c is H
30 or (C_1-C_4) alkyl; or alternatively $-CONR_{10}R_{11}$ in which R_{10} and R_{11} are as defined above for formula I, but in which R_{10} and R_{11} do not together form a chain $-(CH_2)_r-$.

Examples of compounds of the invention are the following:

35 methyl 2-methyl-5,5-diphenyl[1,3]dioxane-2-carboxylate
2-methyl-5,5-diphenyl[1,3]dioxane-2-carboxylic acid
ethyl 2-(4-chlorophenyl)-5,5-diphenyl[1,3]dioxane-2-carboxylate

- 15 -

- 2-(4-chlorophenyl)-5,5-diphenyl[1,3]dioxane-2-carboxylic acid
ethyl 2-(4-methoxyphenyl)-5,5-diphenyl[1,3]dioxane-2-carboxylate
- 5 2-(4-methoxyphenyl)-5,5-diphenyl[1,3]dioxane-2-carboxylic acid
ethyl 2-(4-methylphenyl)-5,5-diphenyl[1,3]dioxane-2-carboxylate
2-(4-methylphenyl)-5,5-diphenyl[1,3]dioxane-2-
- 10 carboxylic acid
ethyl 5,5-diphenyl-2-thiophen-2-yl[1,3]dioxane-2-carboxylate
5,5-diphenyl-2-thiophen-2-yl[1,3]dioxane-3-carboxylic acid
- 15 ethyl 5,5-diphenyl[1,3]dioxane-2-carboxylate
5,5-diphenyl[1,3]dioxane-2-carboxylic acid
ethyl 2,5,5-triphenyl[1,3]dioxane-2-carboxylate
2,5,5-triphenyl[1,3]dioxane-2-carboxylic acid
ethyl 2-(4-fluorophenyl)-5,5-diphenyl[1,3]dioxane-2-
- 20 carboxylate
2-(4-fluorophenyl)-5,5-diphenyl[1,3]dioxane-2-carboxylic acid
ethyl 5,5-diphenyl-2-(5,5,8,8-tetramethyl-5,6,7,8-tetrahydro-2-naphthyl)-[1,3]dioxane-2-carboxylate
- 25 ethyl 2-furan-2-yl-5,5-diphenyl[1,3]dioxane-2-carboxylate
ethyl 2-(3-chlorophenyl)-5,5-diphenyl[1,3]dioxane-2-carboxylate
2-(3-chlorophenyl)-5,5-diphenyl[1,3]dioxane-2-
- 30 carboxylic acid
ethyl 2-isopropyl-5,5-diphenyl[1,3]dioxane-2-carboxylate
ethyl 2-phenethyl-5,5-diphenyl[1,3]dioxane-2-carboxylate
- 35 2-phenethyl-5,5-diphenyl[1,3]dioxane-2-carboxylic acid
ethyl 2-biphenyl-4-yl-5,5-diphenyl[1,3]dioxane-2-carboxylate
ethyl 2-(3,4-dichlorophenyl)-5,5-diphenyl[1,3]dioxane-2-carboxylate

- 16 -

- 2-(3,4-dichlorophenyl)-5,5-diphenyl[1,3]dioxane-2-carboxylic [lacuna]
 2-biphenyl-4-yl-5,5-diphenyl[1,3]dioxane-2-carboxylic acid
- 5 ethyl 2-[2-(4-chlorophenyl)-5,5-diphenyl[1,3]dioxan-2-yl]acetate
 2-[2-(4-chlorophenyl)-5,5-diphenyl[1,3]dioxan-2-yl]acetic acid
 ethyl 2-cyclohexyl-5,5-diphenyl[1,3]dioxane-2-
- 10 carboxylate
 ethyl 2-(5,5-diphenyl[1,3]dioxan-2-yl)benzoate
 2-(5,5-diphenyl[1,3]dioxan-2-yl)benzoic acid
 5,5-diphenyl-2-(5,5,8,8-tetramethyl-5,6,7,8-tetrahydro-2-naphthyl)-[1,3]dioxane-2-carboxylic acid
- 15 2-furan-2-yl-5,5-diphenyl[1,3]dioxane-2-carboxylic acid
 2-(1-naphthyl)-5,5-diphenyl[1,3]dioxane-2-carboxylic acid
 2-(1-naphthyl)-5,5-diphenyl[1,3]dioxane-2-carboxylic acid
- 20 2-isopropyl-5,5-diphenyl[1,3]dioxane-2-carboxylic acid
 [2-(4-chlorophenyl)-5,5-diphenyl[1,3]dioxan-2-yl]methanol
 2-cyclohexyl-5,5-diphenyl[1,3]dioxane-2-carboxylic acid
 [2-(4-chlorophenyl)-5,5-diphenyl[1,3]dioxan-2-yl] 1-
- 25 piperidyl ketone
 2-[(2-methyl-5,5-diphenyl[1,3]dioxan-2-yl)methyl]isoindole-1,3-dione
 ethyl 5-[4-(5,5-diphenyl[1,3]dioxan-2-yl)phenyl]-3-methylpenta-2,4-dienoate
- 30 5-[4-(5,5-diphenyl[1,3]dioxan-2-yl)phenyl]-3-methylpenta-2,4-dienoic acid
 2-(ethoxycarbonylmethylaminocarbonyl)-2-(4-chlorophenyl)-5,5-diphenyl[1,3]dioxane
 2-carboxymethylaminocarbonyl-2-(4-chlorophenyl)-5,5-
- 35 diphenyl[1,3]dioxane
 ethyl 5,5-diphenyl-2-(4-trifluoromethylphenyl)-[1,3]dioxane-2-carboxylate
 2-[4-(5,5-diphenyl[1,3]dioxan-2-yl)phenoxy]-2-methylpropionic acid

- 17 -

- 2-(4-trifluoromethylphenyl)-5,5-diphenyl[1,3]dioxan-2-ylcarboxylic acid
ethyl 2,5,5-tris(4-chlorophenyl)-[1,3]dioxane-2-carboxylate
- 5 2,5,5-tris(4-chlorophenyl)-[1,3]dioxane-2-carboxylic acid
ethyl 2-(4-chlorophenyl)-5,5-bis(4-fluorophenyl)-[1,3]dioxane-2-carboxylate
2-(4-chlorophenyl)-5,5-bis(4-fluorophenyl)-
- 10 [1,3]dioxane-2-carboxylic acid
ethyl 2-(4-chlorophenyl)-5,5-bis(3-trifluoromethylphenyl)-[1,3]dioxane-2-carboxylate
2-(4-chlorophenyl)-5,5-bis(3-trifluoromethylphenyl)-[1,3]dioxane-2-carboxylic acid
- 15 ethyl 2-(4-chlorophenyl)spiro[[1,3]dioxane-5,5'-5'H-dibenzo[a,d]cycloheptene]-2-carboxylate
2-(4-chlorophenyl)spiro[[1,3]dioxane-5,5'-5'H-dibenzo[a,d]cycloheptene]-2-carboxylic acid
2-(4-chlorophenyl)spiro[[1,3]dioxane-5,9'-xanthene]-2-
- 20 carboxylic acid
2-(4-chlorophenyl)spiro[1,3-dioxane-5,9'-xanthene]-2-carboxylic acid
ethyl 2-(4-chlorophenyl)-5-(9H-fluoren-9-yl)-[1,3]dioxane-2-carboxylate
- 25 ethyl 2'-(4-chlorophenyl)spiro[cyclobutane-1,5'-[1,3]dioxane]-2'-carboxylate
2'-(4-chlorophenyl)spiro[cyclobutane-1,5'-[1,3]dioxane]-2'-carboxylic acid
5,5-dibenzyl-2-(4-chlorophenyl)-[1,3]dioxane-2-
- 30 carboxylic acid
methyl 2-methylspiro[[1,3]dioxane-5,9'-fluorene]-2-carboxylate
2-methylspiro[[1,3]dioxane-5,9'-fluorene]-2-carboxylic acid
- 35 ethyl 2-(2-methylspiro[[1,3]dioxane-5,9'-fluoren]-2-yl)acetate
2-(2-methylspiro[[1,3]dioxane-5,9'-fluoren]-2-yl)acetic acid

- 15 -

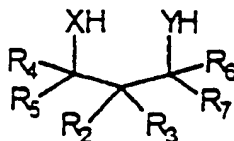
- methyl 2-(2-methoxycarbonylethylspiro[[1,3]dioxane-5,9'-fluoren]-2-yl)acetate
 2-(2-carboxyethylspiro[[1,3]dioxane-5,9'-fluoren]-2-yl)acetic acid
- 5 methyl 4-(2-methylspiro[[1,3]dioxane-5,9'-fluoren]-2-yl)benzoate
 butyl spiro[[1,3]dioxane-5,9'-fluorene]-2-carboxylate
 spiro[[1,3]dioxane-5,9'-fluorene]-2-carboxylic acid
- 10 methyl 2-phenylspiro[[1,3]dioxane-5,9'-fluorene]-2-carboxylate
 2-phenylspiro[[1,3]dioxane-5,9'-fluorene]-2-carboxylic acid
- ethyl 2-[4-methylphenyl]spiro[[1,3]dioxane-5,9'-fluorene]-2-carboxylate
- 15 ethyl 2-[4-methoxyphenyl]spiro[[1,3]dioxane-5,9'-fluorene]-2-carboxylate
 2-[4-methoxyphenyl]spiro[[1,3]dioxane-5,9'-fluorene]-2-carboxylic acid
- ethyl 2-[4-chlorophenyl]spiro[[1,3]dioxane-5,9'-fluorene]-2-carboxylate
- 20 fluorene]-2-carboxylate
 2-[4-chlorophenyl]spiro[[1,3]dioxane-5,9'-fluorene]-2-carboxylic acid
- ethyl 2-[2-thienyl]spiro[[1,3]dioxane-5,9'-fluorene]-2-carboxylate
- 25 2-[2-thienyl]spiro[[1,3]dioxane-5,9'-fluorene]-2-carboxylic acid
 2-(4-chlorophenyl)-5,5-diphenyl[1,3]oxazinane
- Among these compounds, the following are particularly preferred:
- 30 ethyl 2-(4-chlorophenyl)-5,5-diphenyl[1,3]dioxane-2-carboxylate
 2-(4-chlorophenyl)-5,5-diphenyl[1,3]dioxane-2-carboxylic acid
- ethyl 2,5,5-tris(4-chlorophenyl)-[1,3]dioxane-2-carboxylate
- 35 2,5,5-tris(4-chlorophenyl)-[1,3]dioxane-2-carboxylic acid
- ethyl 2-(4-chlorophenyl)spiro[[1,3]dioxane-5,9'-fluorene]-2-carboxylate

- 19 -

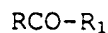
2-(4-chlorophenyl)spiro[[1,3]dioxane-5,9'-fluorene]-2-carboxylic acid.

The compounds of the invention and those defined in points (i) and (ii) above can be prepared using any of the following processes.

In general, the compounds of formula I can be prepared by reaction of a compound of formula:



in which X, Y and R₂ to R₇ are as defined above for formula I, it being understood that X or Y can also represent a nitrogen atom substituted with a function which is a precursor of the radical R_a, with a ketone of formula III:

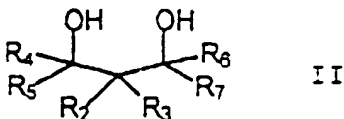


in which R and R₁ are as defined above for formula I.

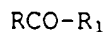
When, in formula I, X and Y are an oxygen atom, the processes A, B, C or D can be used.

Process A:

A diol of formula II



in which R₂ to R₇ are as defined for formula I, is reacted with a carbonyl derivative of formula III:



in which R and R₁ are as defined above for formula I, to give a compound of formula I in which X and Y represent an oxygen atom.

The reaction used is a cyclization reaction. This reaction is carried out under the standard conditions, either in the presence of a specific catalyst as described in:

S. Fukusawa et al., Synlett, 1995, 1077.

G.C.G. Pals, J. Chem. Research, 1996, 426.

- 20 -

B.P. Bandgar, Synth. Commun., 1997, 27(4), 627.

K. Ishihara, Synlett, 1987, 839.

S.B. Lee, Synthesis, 1991, 368

or in the absence of a catalyst, as described in

5 F.A.J. Meskens, Synthesis, 1981, 501.

H. Suemune et al., Chem. Pharm. Bull., 1990, 38(11),
3155.

The reaction is typically carried out in an
aprotic solvent which forms an azeotrope with water,
10 such as toluene, at a temperature of from 50 to 150°C,
better still from 90 to 120°C, in the presence of an
excess of compound III. The molar ratio of compound III
to the diol II will preferably be between 1.1 and 2,
for example between 1.3 and 1.7.

15 In order to increase the yields, it is
recommended to react the diol with the carbonyl
compound in the presence of an acid catalyst such as
para-toluenesulphonic acid, while removing the water
from the reaction medium.

20 By way of example, the diol II may be reacted
with the carbonyl derivative III in the presence of 0.2
equivalent of para-toluenesulphonic acid at the reflux
point of toluene in Dean-Stark apparatus for 6 to
3 hours.

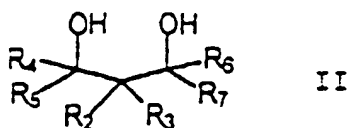
25 As a variant, the reaction can be carried out
in a halogenated aliphatic hydrocarbon at a temperature
of between 15 and 30°C in the presence of a Lewis acid.
In this case, it is preferable for the molar ratio of
the diol II to the carbonyl derivative III to range
30 between 1.5 and 3, better still between 1.8 and 2.2.

By way of example, the diol II may be reacted
with two equivalents of the derivative III in methylene
chloride in the presence of one equivalent of BF₃-
etherate at room temperature for 12 to 48 hours.

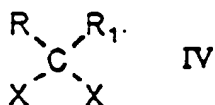
35 Process B:

The compounds of formula I in which X and Y
represent an oxygen atom can be prepared by reacting an
alkali metal or alkaline-earth metal salt of a diol of
formula II

- 21 -



in which R_2 to R_7 are as defined for I above, with a dihalo compound of formula IV



5 in which R and R_1 are as defined for I above and X represents a halogen atom.

The metal salt of the diol II used as reagent is a salt in which the two hydroxyl functions are salified, either with the same metal cation M^{2+} of an alkaline-earth metal, or with two cations M^+ of an alkali metal. It is preferred to carry out this reaction starting with an alkali metal salt and in particular the sodium salt.

10

According to a preferred embodiment of the invention, the metal salt is formed in situ in the reaction medium by the action of a metal hydride (and for example a sodium hydride) on the diol of formula II.

15

The reaction of the salt of the diol II with compound IV is preferably carried out in a polar aprotic solvent, such as an ether, at a temperature of between 15 and 30°C, preferably in a slight excess of the metal salt of the diol II.

20

In order to increase the yields, the process will be performed, for example, in the presence of a crown ether as taught in Eur. J. Med. Chem. Chim. Ther. 1983, 67.

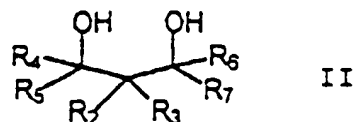
25

By way of example, 1.1 to 1.5 equivalents of the diol II are reacted with compound IV in which X represents chlorine, in anhydrous dioxane as solvent, in the presence of sodium hydride and 18-crown-6 at room temperature (20°C).

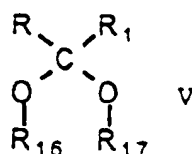
30

Process C:

The compounds of formula I in which X and Y represent an oxygen atom can also be obtained by transacetalization reaction, and more specifically by
 5 reacting the diol of formula II



in which R₂ to R₇ are as defined above for formula I, with a ketal of formula V



10 in which R and R₁ are as defined above for formula I and R₁₆ and R₁₇ independently represent (C₁-C₇)alkyl or together form an alkylene chain of -(CH₂)_{r'}- type in which r' is an integer equal to 4, 5 or 6.

This reaction is preferably carried out in an
 15 aprotic solvent which forms an azeotrope with water, such as toluene, at a temperature of between 80 and 150°C, for example at a temperature of between 90 and 120°C. In order to increase the yields, it is desirable to perform the process in the presence of an excess of
 20 the diol of formula II (1.5 to 3 equivalents, preferably 1.8 to 2.2 equivalents) and of an acid catalyst, such as para-toluenesulphonic acid.

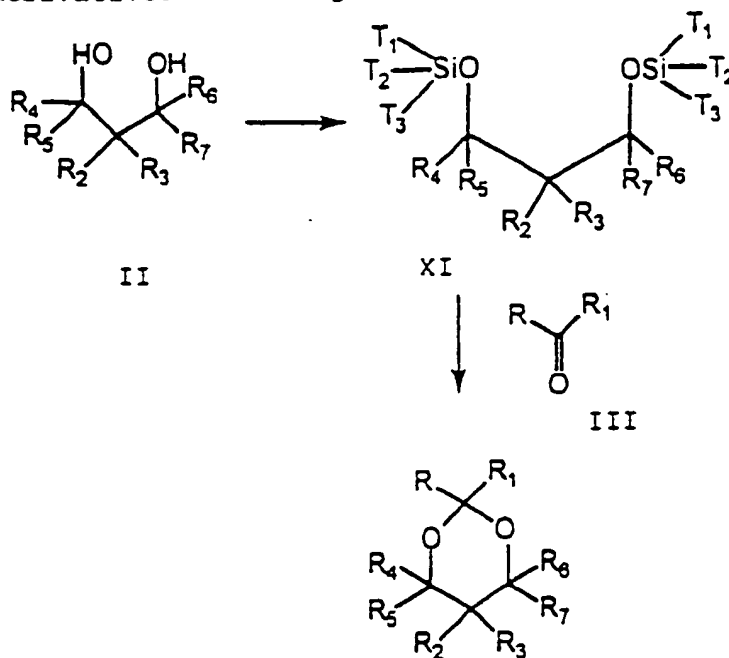
Inspiration may be taken from J. Am. Chem. Soc. 1958, 80, 6613.

25 By way of example, two equivalents of the diol II are reacted with one equivalent of compound V in the presence of 0.2 equivalent of para-toluenesulphonic acid in toluene maintained at reflux in Dean-Stark apparatus for 1 to 4 hours.

30 Process D:

The compounds of formula I in which X and Y represent an oxygen atom can be synthesized from the

diols of formula II by forming the intermediate silyl derivatives according to reaction scheme 3 below:



Scheme 3

5 In this scheme, R and R₁ to R₇ are as defined for formula I and T₁ to T₃ independently represent (C₁-C₄)alkyl.

According to this process, the disilyl derivative XI is prepared in a conventional manner. To do this, a person skilled in the art will refer, for example, to Tetrahedron 1994, 50, 42, 12143 and Chem. Lett. 1994, 263. The disilyl derivative XI is preferably formed in situ in the presence of the ketone III with which it reacts as it is formed. These two reactions are, in this case, preferably carried out in a polar aprotic solvent such as a halogenated aliphatic hydrocarbon. The molar ratio of the ketone III to the diol II is preferably between 1.1 and 2, better still between 1.3 and 1.7. The silylation is carried out, for example, by the action of an alkoxytrialkylsilane derivative (in which the alkyl parts are C₁-C₆). Preferably, a large excess of alkoxytrialkylsilane is reacted with the diol II in the presence of trifluoromethanesulphonate as catalyst. The molar ratio

of the alkoxytrialkylsilane to the diol is, for example, between 2 and 6, better still between 3 and 5.

The temperature of the reaction medium is usually maintained between -40 and -10°C.

5 By way of example, 1 equivalent of the ketone of [sic] III can be reacted with 1.3 equivalents of the diol II in anhydrous methylene chloride in the presence of 4 equivalents of isopropoxytrimethylsilane at temperatures of about -20°C and in the presence of 0.01
10 equivalent of trimethylsilyl trifluoromethanesulphonate. The reaction time is typically about 3 hours.

The compounds of formulae III, IV and V are commercially available or easily prepared from active
15 compounds by carrying out standard methods of organic chemistry.

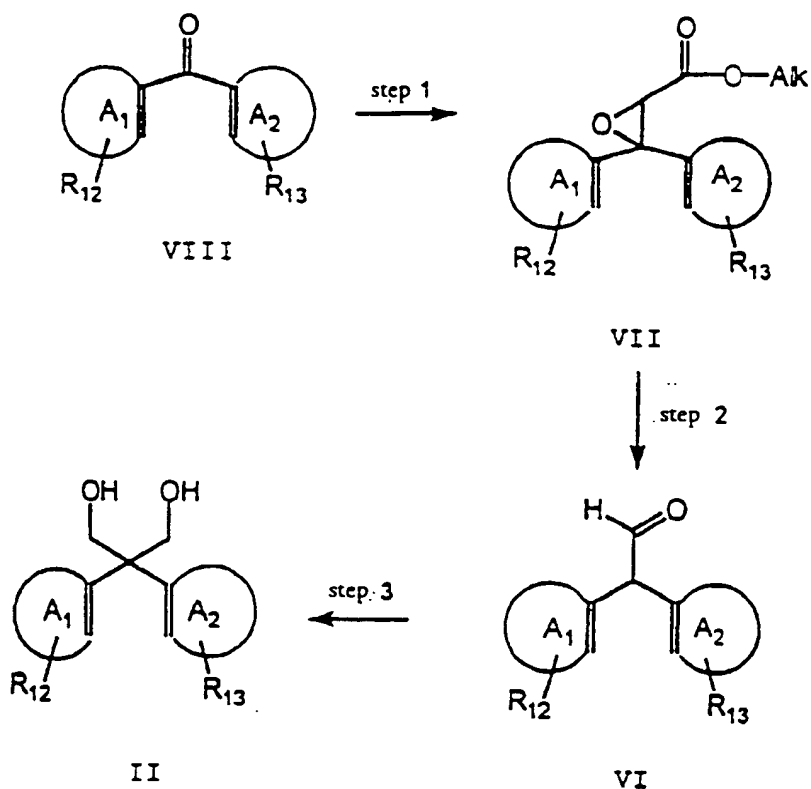
For the synthesis of the acetals of formula V, a person skilled in the art may also refer to Synthesis 1983, 203.

20 Certain diols of formula II are described in the literature.

The diols of formula II can be obtained by carrying out any of the processes a), b) or c) below.

Process a):

The reaction scheme is represented below



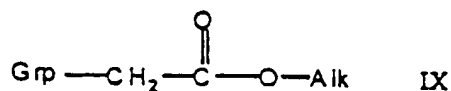
Scheme 4

5 In this scheme, A₁, A₂, R₁₂ and R₁₃ are as defined for formula I and Alk represents (C₁-C₅)alkyl.

To synthesize the epoxide VII from the ketone VIII, a person skilled in the art may be inspired by the research described in:

10 J. Am. Chem. Soc. 1958, 80, 6389 or J. Am. Chem. Soc. 1931, 53, 205.

The ketone of formula VIII may, for example, be reacted with a compound of formula IX



15 in which Grp represents a leaving group (such as a chlorine atom) and Alk represents (C₁-C₅)alkyl in the presence of a base such as an alkali metal hydride or an alkali metal alkoxide. The reaction is preferably carried out in a polar aprotic solvent, such as an

ether, at a temperature not exceeding 45°C. Since the reaction is exothermic in certain cases, the reaction medium should be cooled during the reaction. An excess of the compound IX relative to the compound VIII will advantageously be used. A molar ratio of compound IX to compound VIII of between 1.2 and 2 is appropriate.

By way of example, compound VIII will be reacted with 1.5 equivalents of ethyl chloroacetate in the presence of sodium hydride or sodium ethoxide in tetrahydrofuran, the reaction medium being maintained at a temperature below 45°C.

The aldehyde of formula VI is obtained from the epoxide VII in a conventional manner. Reference may be made, for example, to J. Med. Chem. 1968, 11, 380.

In general, the epoxide of formula VII is treated, in step 2, with a base such as potassium hydroxide at a temperature of between 15 and 120°C. For example, when Alk represents ethyl, the epoxide VII is refluxed in the presence of KOH for 8 hours.

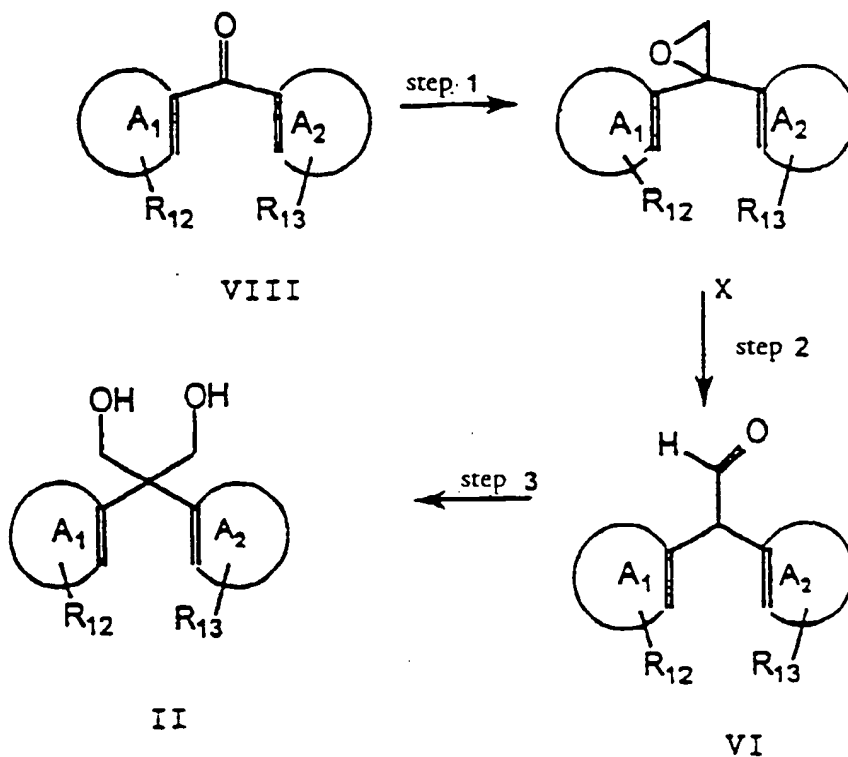
In order to convert the aldehyde obtained of formula VI into the diol of formula II, the process will be performed as indicated in J. Med. 1969, 12, 462 and J. Am. Chem. Soc. 1949, 2031.

By way of example, the diol II is obtained by treating the aldehyde VI with formaldehyde in aqueous solution (from 1.2 to 2 equivalents of formaldehyde) in the presence of a base such as potassium carbonate (from 1 to 2 equivalents). The reaction temperature is advantageously between 15 and 130°C, preferably between 80 and 120°C.

The ketones of formula VIII are commercially available or readily prepared from commercial compounds.

Process b):

Another way of performing the process is illustrated in scheme 5 below.



5

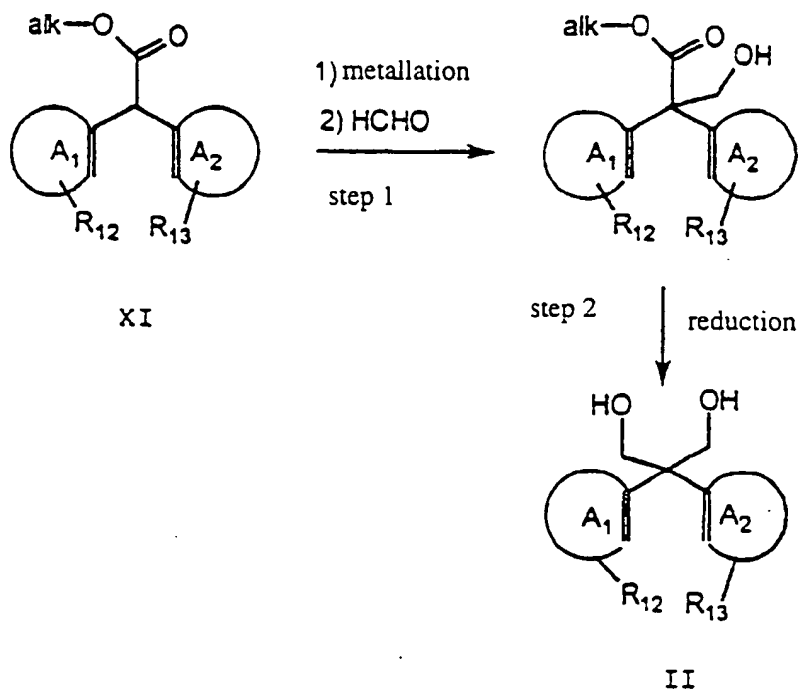
Scheme 5

Starting with the ketone VIII, the aldehyde VI is prepared by forming the intermediate epoxide X by carrying out a process similar to the one illustrated in J. Org. Chem. 1972, 35, 25, 4075. In order to convert the aldehyde VI into the diol of formula II, the process is performed as described above for process a). Typically, the aldehyde VI is reacted in ethanol with, for example, 0.2 mol of aqueous 37% formaldehyde solution in the presence of a base which can be potassium carbonate (0.05 mol) at reflux for 20 hours. An amount of water representing about 1/5 of that of ethanol will advantageously be added to the medium.

20

Process c):

According to a third variant, the diol of formula II can be obtained according to reaction scheme 6 below, in which Alk represents (C₁-C₅)alkyl and A₁, A₂, R₁₂ and R₁₃ are as defined above for formula I:

Scheme 6

The ester XI can be metallated by the action of
 10 butyllithium in tetrahydrofuran at a temperature of
 between -70 and -30°C. The reaction mixture is then
 treated with gaseous formaldehyde at a temperature of
 from 0 to 25°C, which gives the α -hydroxymethyl
 derivative. This compound is reduced by the action of a
 15 suitable reducing agent, in a conventional manner.
 Lithium aluminium hydride may be mentioned as a
 reducing agent. In this case, the reduction is complete
 after two hours, the reaction medium being maintained
 at a temperature below 10°C.

20 Certain compounds of formula II are novel.
 According to one of its aspects, the invention relates
 to the diols of formula II chosen from:

- 2,2-bis(4-fluorophenyl)propane-1,3-diol;

- 2,2-bis(3-trifluoromethylphenyl)propane-1,3-diol;

- 5-hydroxymethyl-5H-dibenzo[a,d]cyclohepten-5-ylmethanol; and

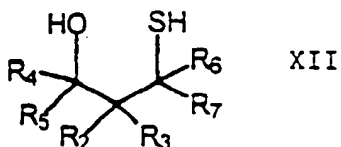
5 - (9-hydroxymethyl-9H-xanthen-9-yl)methanol
which are novel.

The esters of formula XI are commercial products or are readily prepared from commercial products.

10 Process E below allows the formation of the compounds of formula I in which X represents O and Y represents S.

Process E

15 According to this process, a compound of formula XII



in which R₂ to R₇ are as defined above for formula I, is reacted with the ketone of formula III



20 This reaction may be carried out by analogy with the processes described in the following publications, which also illustrate the preparation of the compounds of formula XII:

25 E.L. Eliel et al., J. Am. Chem. Soc., 1962, 84, 2377

A.J. Liepa et al., Aust. J. Chem., 1986, 39, 1747

R. Caputo et al., Synthesis, 1987, 386

B. Burczyk et al., Synthesis, 1982, 831

30 F.E. Ziegler et al., Tetrahedron Lett., 1978, 31, 2767

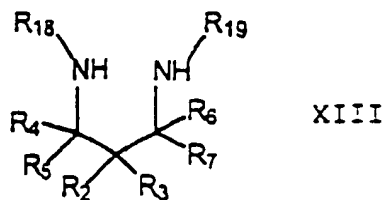
A technique based on the one described in Caputo et al., Synthesis, 1987, 386 consists in reacting the ketone III with the compound XII in the presence of polystyryldiphenyliodophosphonium iodide in
35 a polar aprotic solvent such as acetonitrile, at a

temperature of between 10 and 40°C, preferably at room temperature (about 20°C). Using anhydrous acetonitrile at 20°C, the reaction is complete within 30 minutes to 2 hours.

- 5 For the synthesis of the compounds of formula I in which X and Y are a group -NR_a-, process F below may be used.

Process F

According to this process, the diamine XIII



10

in which R₂ to R₇ are as defined for formula I and R₁₈ and R₁₉ independently have one of the meanings given for R_a in formula I or represent a precursor radical leading to any of these meanings, is reacted with the

15 ketone of formula III:



The operating conditions for carrying out this reaction will be readily determined by a person skilled

20 in the art, who may perform the process, for example, as taught in:

- P.M. Hardy et al., J. Chem. Soc., Perkin Trans. 1, 1977, 1954
- T. Araki et al., Macromolecules, 1995, 21(7),
- 25 1988
- Carpentier et al., Tetrahedron, 1985, 41(18), 3803
- R. Gosmini et al., Synlett, 1991, 111
- A. Alexakis et al., Synlett, 1991, 625
- 30 M. Gray et al., Synlett, 1991, 729
- T. Okawara et al., J. Chem. Soc., Chem. Commun., 1990, 20, 1385

Typically, the reaction of XIII with III is carried out in an aprotic solvent such as an aromatic

hydrocarbon at a temperature of from 80 to 150°C, preferably from 90 to 120°C.

The molar ratio of III to XIII may be between 1 and 5, better still between 1 and 3. In order to increase the reaction kinetics and the yield, this reaction can advantageously be carried out in the presence of an acid catalyst, such as para-toluenesulphonic acid.

By way of example, one equivalent of XIII is reacted with 1 to 3 equivalents of the ketone III in refluxing toluene in the presence of from 0.2 to 2.2 equivalents of para-toluenesulphonic acid in Dean-Stark apparatus for 6 to 24 hours.

When R_{18} or R_{19} represents a radical which is a precursor of R_a , the reaction of XIII with III will be followed by a step of converting the resulting compound into the compound of formula I.

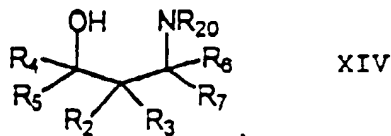
The operating conditions for this conversion will be readily determined by a person skilled in the art using his or her general knowledge.

The compounds of XIII type can be synthesized, for example, according to the schemes described in H.P. Kaufmann et al., Chem. Ber., 1959, 2810.

For the synthesis of the compounds of formula I in which X represents O and Y represents $-NR_a-$, process G below may be carried out.

Process G

Compound XIV below



in which R_2 to R_7 are as defined for I and R_{20} has one of the meanings given for R_{17} above, is reacted with the ketone of formula III: $RCO-R_1$ in which R and R_1 are as defined for formula I.

The compounds of formula I in which R_a is other than H can be obtained from the corresponding compounds of formula I in which R_a is H by N-alkylation. The N-

alkylation will be carried out in a manner which is known per se to those skilled in the art, for example by the action of an alkyl iodide or a dialkyl sulphate.

The operating conditions for the reaction of compound XIV with the ketone III are those conventionally used in the technique for this type of reaction. They may be derived from any of the following publications:

W. Schneider et al., Arch. Pharm. Ber. Dtsch. Pharm. Ges., 1966, 299, 997

G. Bernath et al., Pharmazie, 1983, 38, 2, 89

E.D. Bergmann et al., J. Chem. Soc., 1963, 3736

E. Biekert et al., Chem. Ber., 1961, 1564

In general, the operating conditions prescribed in the case of process F may be suitable.

By way of example, the amino alcohol XIV can be reacted with 1 to 3 equivalents of the ketone III in refluxing toluene in the presence of from 0.2 to 1.2 equivalents of para-toluenesulphonic acid in Dean-Stark apparatus for 4 to 10 hours.

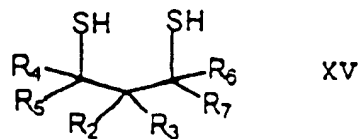
The amino alcohols XIV can be prepared, for example, according to the schemes described in C.A. Grob et al., Helv. Chem. Acta, 1972, 501.

The publications cited above also illustrate the preparation of the amino alcohols of formula XIV.

The compounds of formula I in which X and Y represent S may be prepared by carrying out process H below.

Process H:

According to this process, the dithiol of formula XV



in which R₂ to R₇ are as defined for formula I, is reacted with the ketone of formula III: RCO-R₁ in which R and R₁ are as defined above for I.

The process will preferably be performed in a polar aprotic solvent such as an ether at a temperature of from 15 to 30°C, better still from 18 to 25°C, in the presence of a slight excess of the ketone III.

5 The molar ratio of compound XV to compound III is usually between 1 and 2, preferably between 1.3 and 1.7.

More generally, reference may be made to
I. Shahak et al., J. Chem. Soc. 1966, 1005
10 G.A. Olah et al., Synthesis, 1981, 282
for the implementation of this reaction.

By way of example, compound XV is reacted with 1.2 equivalents of the ketone III in dioxane at 20°C until the reaction is complete (from 5 minutes to 2
15 hours are generally sufficient).

The dithiols of formula XV are prepared in a manner which is known per se and exemplified in particular in J. Houk et al., J. Amer. Chem. Soc. 1987, 6825-6836 and E.L. Eliet et al., J. Amer. Chem. Soc.,
20 1976, 3583-3590.

The hypolipidaemic and hypoglycaemic activity of the compounds of the invention result from their capacity to activate the PPAR α and PPAR γ type receptors. The activation of the PPAR α receptors has
25 been illustrated using rat primary hepatocytes in the case of the compound of Example 4.

More specifically, the effects of the compounds of the invention on the expression of genes involved in lipid metabolism (Acyl CoA oxidase) or lipid transport
30 (apo A-I, apo C-III) were studied in the model of rat hepatocytes in primary culture obtained according to a modification of the initial procedure of Berry and Friend (Berry M, Friend D. 1969. J. Cell. Biol. 43: 506-520) described previously (Berthou L, Saladin R,
35 YaQoob P, Branellec D, Calder P, Fruchart JC, Denèfle P, Auwerx J, Staels B. 1995. Eur. J. Biochem.: 232, 179-187). These genes are modulated in a coordinated manner by PPAR and thus represent good markers of the activation of the PPAR α mainly expressed

in the hepatic tissue (Braissant O, Foufelle F, Scotto C, Dauca M, Wahli W; 1995. *Endocrinology*: 137, 354-366). The hepatocytes were isolated by "in situ" hepatic infusion of collagenase (Wistar rats whose weight ranges between 200 and 250 g), homogenization of the tissue, filtration through Nylon, centrifugation at low speed and inoculation at a rate of 10^7 cells per dish (if the viability estimated by the Trypan blue test exceeds 90%). The cells were stimulated from the start of inoculation (compounds dissolved in DMSO) in L15 culture medium supplemented with 10% foetal calf serum, 0.2% (mass/volume) of bovine serum albumin (BSA), 3 g/l of glucose and 26 mM bicarbonate, 2 mM glutamine and antibiotics. After incubation for 24 hours at 37°C in a humid atmosphere of 5% CO₂/95% air, the cells were lysed in guanidine thiocyanate solution, the RNAs extracted with phenol (pH4/chloroform, assayed by spectrophotometer, transferred onto a membrane (Dot blot, Northern blot) and hybridized with specific molecular probes according to the procedures described previously (Staels B, Van Tol A, Andreu T, Auwerx J; 1992. *Atheroscler. Thromb.* 12: 286-294). The cDNA of the clone 36B4 coding for the human PO acidic ribosomal phosphoprotein (Masiakowski P, Breathnach R, Bloch J, Gannon F, Krust A, Chambon P; 1982. *Nucl. Acids Res.* 10: 7895-7903), whose tissue expression is stable, was used as control probe.

The cDNA probes were labelled with ³²P using random primers by means of the kit sold by Boehringer Mannheim. The membranes were hybridized with 1.5×10^6 cpm/ml of each probe according to the procedure described previously (Staels B, Van Tol A, Andreu T, Auwerx J; 1992. *Atheroscler. Thromb.* 12: 286-294). They were washed once in 0.5x SSC buffer and 0.1% SDS at room temperature for 10 min and twice in the same buffer at 65°C for 30 min, and then autoradiographed (X-OMAT-AR film, Kodak). The autoradiographs were analysed by densitometry (Biorad GS670 densitometer).

The effects of the compound of Example 4 on the hepatic gene expression were studied.

The hepatic expression of the ACO gene is increased by a 24-hour treatment with the compound of Example 4 (25 μ M). This response is typical of the effects observed previously (Berthou L, Saladin R, YaQoob P, Branellec D, Calder P, Fruchart JC, Denèfle P, Auwerx J, Staels B. 1995. Eur. J. Biochem.: 232, 179-187) (Staels B, Vu-Dac N, Kosykh V.A., Saladin R, Fruchart J.C., Dallongeville J., Auwerx J.; 1995. J. Clin. Invest. 95: 705-712) when the hepatocytes are treated with fibrates which are AR α ligands and activators (Devchand P, Keller H, Peters J, Vasquez M, Gonzales F, Wahli W.; 1996. Nature; 384: 39-43). These results suggest that the compounds of the invention act via PPAR α . Similar results were reproduced in two independent experiments.

Expression of the mRNAs coding for the ACO genes in rat hepatocytes in primary culture treated for 24 hours with the compound of Example 4 (25 μ m).

The values are expressed relative to the base value (%).

	ACO
Control	100 \pm 0
Compound of Example 4	427 \pm 63

Activation of the PPAR γ was similarly demonstrated in the case of the compound of Example 4.

Analysis of the activation of PPAR γ is based on the transfection of a DNA allowing the expression of a reporter gene (CAT (chloramphenicol acetyltransferase)) under the control of PPAR in cells which express PPAR γ . The reporter plasmid J3TkCAT described previously (Fajas L, Auboeuf D, Raspé E, Schoonjans K, Lefebvre A.M., Saladin R, Najib J, Laville M, Fruchart J.C., Deeb S, Vidal-Puig A, Flier J, Briggs M, Staels B, Vidal H, Auwerx J.; 1997. J. Biol. Chem. 272:

18779-18789) comprises three copies of the PPAR response element for human apo A-II gene which are cloned upstream of the promoter for the thymidine kinase gene of the herpes simplex virus in the plasmid pBLCAT4 (Staels B, Vu-Dac N, Kosykh V.A., Saladin R, Fruchart J.C., Dallongeville J, Auwerx J.; 1995. J. Clin. Invest. 95: 705-712). The cells used are the green monkey CV1 cells and COS cells transformed by the SV40 virus and which express PPAR γ (Forman B, Tontonoz P, Chen J, Brun R, Spiegelman B, Evans R.; 1995. Cell. 83: 803-812). These cells were inoculated at a rate of 300,000 cells per dish (dishes 5 cm in diameter) and transfected with 500 ng of reporter DNA according to a process described previously (Fajas L, Auboeuf D, Raspé E, Schoonjans K, Lefebvre A.M., Saladin R, Najib J, Laville M, Fruchart J.C., Deeb S, Vidal-Puig A, Flier J, Briggs M, Staels B, Vidal H, Auwerx J.; 1997. J. Biol. Chem. 272: 18779-18789). After 5 to 6 hours, the cells were washed twice with PBS and incubated for 36 hours in fresh culture medium (DMEM) containing 10% foetal calf serum. After transfection, the cells were lysed and the CAT activity was measured according to the procedure described previously (Fajas L, Auboeuf D, Raspé E, Schoonjans K, Lefebvre A.M., Saladin R, Najib J, Laville M, Fruchard J.C., Deeb S, Vidal-Puig A, Flier J, Briggs M, Staels B, Vidal H, Auwerx J.; 1997. J. Biol. Chem. 272: 18779-18789). It is expressed relative to the control value.

30 The effects of the compound of Example 4 are given in Figure 1.

The activity of the CAT reporter gene of Cos cells transfected with the J3TkCAT construct is increased when these cells are incubated in the presence of the compound of Example 4. On the other hand, when the Cos cells are transfected with the pBLCAT4 plasmid lacking the PPAR response element, the compound of Example 4 is inactive.

In Figure 1, T represents the control value for each reporter (TkCAT or J3TkCAT).

In a final test, the hypolipidaemic and hypoglycaemic activity of the compound of Example 4 was evaluated in db/db mice.

Two-month-old db/db mice were treated orally for 15 days with the compound of Example 4 (100 mg/kg/day). Each study group comprises seven animals. After three days (D3) and 15 days (D15) of treatment, retro-orbital samples were taken after light anaesthesia and without fasting.

The following measurements were taken:

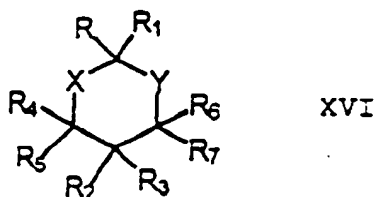
assay of the glycaemia (glucose oxidase) at D3 and D15 and of the lipid parameters on the sera at D15 (COBAS): triglycerides, total cholesterol (CHOL), HDL cholesterol (HDL-C) and free fatty acids (FFA) (assay kit from BioMérieux and Wako Chemicals).

The results obtained are given in the table below. The measurements given in this table are average values \pm standard error.

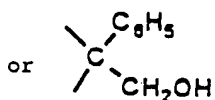
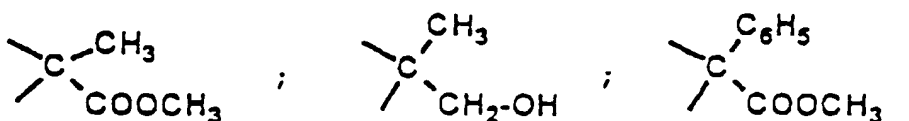
	Control	Example 4	% variation relative to the control
Glycaemia D3 (mM)	33.19 \pm 6.33	21.35 \pm 5.67*	-36
Glycaemia D15 (mM)	39.19 \pm 9.21	29.90 \pm 10.22*	-24
Triglycerides D15 (mM)	1.78 \pm 0.54	1.07 \pm 0.74*	-40
CHOL D15 (mM)	2.69 \pm 0.36	2.60 \pm 0.13	-3
HDL-C D15 (mM)	1.65 \pm 0.32	1.64 \pm 0.19	-1
FFA D15 (mM)	0.72 \pm 0.20	0.52 \pm 0.17	-27

* : p < 0.05 relative to the control in the Mann-Whitney test.

A subject of the invention is also a pharmaceutical composition comprising an effective amount of at least one active principle chosen from a compound of formula I as described above, a compound of
5 formula XVI



in which R and R₁ together form one of the radicals:



10 R₂, R₃, R₅ and R₇ represent a hydrogen atom;
 X and Y represent an oxygen atom;
 R₄ represents a methyl; and
 R₆ represents a hydrogen atom or a methyl
 group;

15 and a pharmaceutically acceptable salt of these
 compounds, in combination with at least one
 pharmaceutically acceptable vehicle.

 These compositions can be administered orally
 in the form of immediate-release or controlled-release
20 granules, gelatin capsules or tablets, intravenously in
 the form of an injectable solution, transdermally in
 the form of an adhesive transdermal device, or locally
 in the form of a solution, cream or gel.

 A solid composition for oral administration is
25 prepared by adding a filler and, where appropriate, a
 binder, a crumbling agent, a lubricant, a dye or a
 flavour enhancer to the active principle and by shaping
 the mixture into a tablet, a coated tablet, a granule,
 a powder or a capsule.

Examples of fillers include lactose, corn starch, sucrose, glucose, sorbitol, crystalline cellulose and silicon dioxide, and examples of binders include poly(vinyl alcohol), poly(vinyl ether), ethylcellulose, methylcellulose, acacia, gum tragacanth, gelatin, shellac, hydroxypropylcellulose, hydroxypropylmethylcellulose, calcium citrate, dextrin and pectin. Examples of lubricants include magnesium stearate, talc, polyethylene glycol, silica and hardened plant oils. The dye can be any of those authorized for use in medicinal products. Examples of flavour enhancers include cocoa powder, mint in herbal form, aromatic powder, mint in oil form, borneol and cinnamon powder. Needless to say, the tablet or granule can be suitably coated with sugar, gelatin or the like.

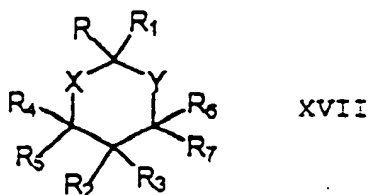
An injectable form containing the compound of the present invention as active principle is prepared, where appropriate, by mixing the said compound with a pH regulator, a buffer, a suspending agent, a solubilizing agent, a stabilizer, a tonicity agent and/or a preserving agent, and by converting the mixture into a form for intravenous, subcutaneous or intramuscular injection, according to a standard process. Where appropriate, the injectable form obtained can be freeze-dried by a standard process.

Examples of suspending agents include methylcellulose, polysorbate-80, hydroxyethylcellulose, acacia, powdered gum tragacanth, sodium carboxymethylcellulose and polyethoxylated sorbitan monolaurate.

Examples of solubilizing agents include castor oil solidified with polyoxyethylene, polysorbate-80, nicotinamide, polyethoxylated sorbitan monolaurate and the ethyl ester of castor oil fatty acid.

In addition, the stabilizer includes sodium sulphite, sodium metasilphite and ether, while the preserving agent includes methyl p-hydroxybenzoate, ethyl p-hydroxybenzoate, sorbic acid, phenyl [sic], cresol and chlorocresol.

The invention is also directed towards the use of an active principle chosen from a compound of formula I as defined above, a compound of formula XVI as defined above, a compound of formula XVII:



5

in which

X and Y represent an oxygen atom;

R₄, R₅, R₆ and R₇ represent a hydrogen atom;

R represents pyridyl, piperidyl; pyridyl optionally substituted with one or more radicals chosen from a radical Z as defined above for formula I and a (C₁-C₇)alkylene chain; and piperidyl optionally substituted with one or more radicals chosen from a radical Z as defined above and a (C₁-C₇)alkylene chain;

10 and

15 and

R₁ represents phenyl optionally substituted with one or more radicals W as defined above for formula I; and a pharmaceutically acceptable salt of these compounds, for the preparation of a medicinal product intended to prevent or treat dyslipidaemia, atherosclerosis and diabetes.

20

The examples which follow illustrate the invention in a non-limiting manner.

The following abbreviations are used in the proton nuclear magnetic resonance (NMR) data: s for singlet, d for doublet, t for triplet, q for quartet, o for octet and m for multiplet. The chemical shifts δ are expressed in ppm; m.p. represents the melting point and b.p. represents the boiling point.

25

30 **Example 1:**

Methyl 2-methyl-5,5-diphenyl[1,3]dioxane-2-carboxylate

A mixture of 22.8 g (0.1 M) of 2,2-diphenyl-1,3-propanediol and 100 g (0.98 M) of methyl pyruvate

is brought to 70°C in a 500 ml round-bottomed flask under a nitrogen atmosphere. 22.4 g (0.156 M) of P₂O₅ are added portionwise. An exothermic reaction takes place and the temperature rises to 98°C. The mixture is
5 allowed to return to room temperature and is poured slowly into ice-cold water. This mixture is extracted with methylene chloride and the extracts are washed with sodium hydroxide and water. The extracts are concentrated and the residue is chromatographed by
10 flash chromatography (70 CH₂Cl₂/50 cyclohexane eluent). The product is then recrystallized from 40 ml of diisopropyl ether. 7 g of a product of m.p. 116°C are obtained.

Example 2:

15 2-Methyl-5,5-diphenyl[1,3]dioxane-2-carboxylic acid

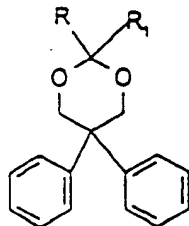
7 g of methyl 2-methyl-5,5-diphenyl[1,3]-dioxane-2-carboxylate are refluxed in the presence of 2.6 g of NaOH in a mixture of 120 ml of methanol and
20 30 ml of water. At the end of the reaction, the medium is concentrated and the solid obtained is dissolved in 300 ml of water. After acidification with HCl, the white solid formed is filtered off. It is recrystallized from a mixture of 50 ml of cyclohexane
25 and 50 ml of diisopropyl ether. 4.1 g of a product of m.p. 148-150°C are obtained.

Example 3:

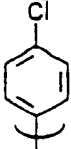
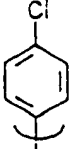
Ethyl 2-(4-chlorophenyl)-5,5-diphenyl[1,3]-dioxane-2-carboxylate

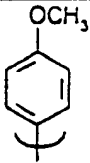
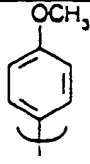
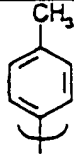
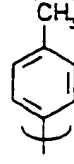
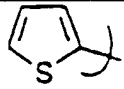
30 42.5 g (0.2 M) of ethyl 2-oxo-2-(4-chlorophenyl)acetate are placed in 400 ml of CH₂Cl₂ in a 500 ml reactor. 22.8 g (0.1 M) of 2,2-diphenylpropane-1,3-diol and then 14.2 g (0.1 M) of BF₃·Et₂O are added. The mixture is left to react with stirring for 72 h at
35 room temperature. The reaction mixture is taken up in NaHCO₃ solution. The organic phase is washed with saturated NaCl solution. After drying over Na₂SO₄ and concentration, a very thick oil is obtained. 150 ml of isopropyl ether are added and a white precipitate

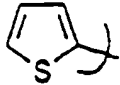



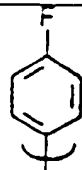
forms. After filtration, 30 g of product melting at 156-158°C are obtained (yield: 71%).

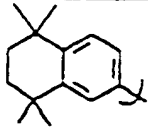
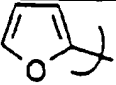
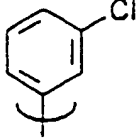
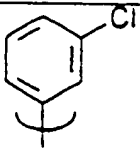
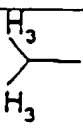


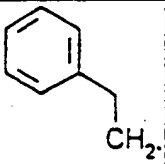
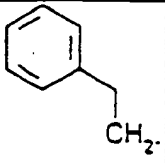
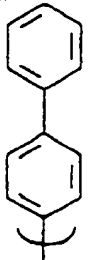
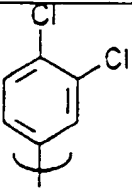
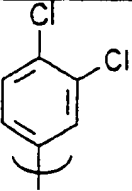
5

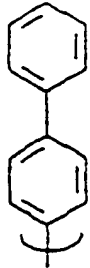
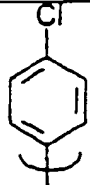
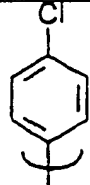
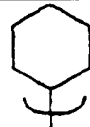
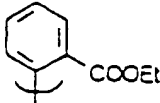
Examples	R	R1	m.p. °C	NMR
1	CH ₃	COOCH ₃	116	CDCl ₃ : 1.37 (3H, s); 3.72 (3H, s); 4.14 (2H, d, J = 11.8 Hz); 4.49 (2H, d, J = 11.8 Hz); 6.88 to 7.35 (10H, m)
2	CH ₃	COOH	148-150	CDCl ₃ : 1.78 (3H, s); 4.55 (2H, d, J = 11.8 Hz); 4.87 (2H, d, J = 11.8 Hz); 7.25 to 7.67 (10H, m)
3		COOC ₂ H ₅	156-158	CDCl ₃ : 1.09 (3H, t, J = 7.1 Hz); 4.1 (2H, q, J = 7.1 Hz); 4.35 (2H, d, J = 11.8 Hz); 4.53 (2H, d, J = 11.8 Hz); from 7 to 7.2 (12H, m); from 7.38 to 7.41 (2H, m).
4		COOH	244-246	DMSO d ₆ : 3.33 (1H exchangeable with CF ₃ COOD); 4.35 (2H, d, J = 11.9 Hz); 4.13 (2H, d, J = 11.9 Hz); 7.1 to 7.5 (14H, m).

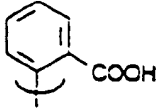
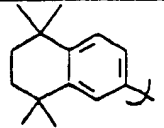
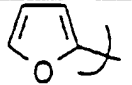
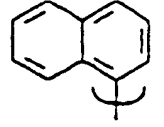
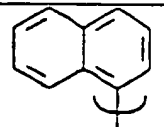
5		COOC ₂ H ₅	163	CDCl ₃ : 1.03 (3H, t, J = 7.1 Hz); 3.64 (3H, s); 4.08 (2H, q, J = 7.1 Hz); 4.35 (2H, d, J = 11.8 Hz); 4.5 (2H, d, J = 11.8 Hz); from 6.7 to 6.75 (2H, m); from 7 to 7.2 (10H, m); from 7.35 to 7.38 (2H, m)
6		COOH	225	DMSO d ₆ : 3.73 (3H, s); 4.33 (2H, d, J = 11.92 Hz); 4.88 (2H, d, J = 11.9 Hz); from 6.88 to 6.91 (2H, m); from 7.13 to 7.45 (12H, m)
7		COOC ₂ H ₅	151	CDCl ₃ : 1.36 (3H, t, J = 7.1 Hz); 2.47 (3H, s); 4.37 (2H, q, J = 7.1 Hz); 4.64 (2H, d, J = 11.8 Hz); 4.8 (2H, d, J = 11.8 Hz); from 7.28 to 7.48 (12H, m); from 7.6 to 7.63 (2H, m)
8		COOH	193	DMSO d ₆ : 2.02 (3H, s); 4.10 (2H, d, J = 11.8 Hz); 4.64 (2H, d, J = 11.8 Hz); from 6.89 to 7.2 (14H, m)
9		COOC ₂ H ₅	190-191	CDCl ₃ : 1.3 (3H, t, J = 7.1 Hz); 4.32 (2H, q, J = 7.1 Hz); 4.5 (2H, d, J = 11.8 Hz); 4.71 (2H, d, J = 11.8 Hz); from 6.96 to 7 (1H, m); from 7.2 to 7.4 (12H, m)

10		COOH	193	DMSO d_6 : 4.16 (2H, d, $J = 12$ Hz); 4.72 (2H, d, $J = 12.0$ Hz); from 6.82 to 7.36 (13H, m)
11	H	COOC ₂ H ₅	60	CDCl ₃ : 1.27 (3H, t, $J = 7.1$ Hz); 4.18 to 4.37 (4H, m); 4.87 (2H, d, $J = 11.5$ Hz); 5.21 (1H, s); 7.18 to 7.55 (10H, m)
12	H	COOH	158-160	CDCl ₃ : 4.25 (2H, d, $J = 11.6$ Hz); 4.78 (2H, d, $J = 11.6$ Hz); 5.13 (1H, s); 7.04 to 7.42 (10H, m)
13		COOC ₂ H ₅	182	CDCl ₃ : 1.17 (3H, t, $J = 7.1$ Hz); 4.26 (2H, q, $J = 7.1$ Hz); 4.55 (2H, d, $J = 11.8$ Hz); 4.71 (2H, d, $J = 11.8$ Hz); 7.29 to 7.70 (15H, m)
14		COOH	211-213	CDCl ₃ : 4.56 to 4.65 (4H, m); 7.22 to 7.62 (15H, m)
15		COOC ₂ H ₅	152	CDCl ₃ : 1.08 (3H, t, $J = 12$ Hz); 4.09 (2H, q, $J = 7.1$ Hz); from 4.32 to 4.36 (2H, m); 4.53 (2H, d, $J = 11.9$ Hz); from 6.84 to 6.9 (2H, m); from 7.08 to 7.2 (10H, m); from 7.4 to 7.43 (2H, m)
16		COOH	234-235	DMSO d_6 : 4.42 (2H, d, $J = 11.9$ Hz); 5.01 (2H, d, $J = 11.9$ Hz); from 7.21 to 7.61

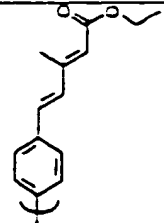
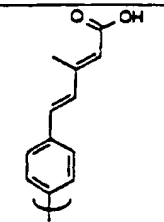
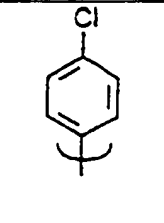
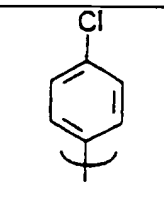
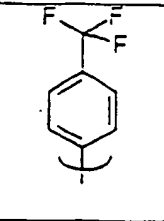
				(14H, m)
17		COOC ₂ H ₅	115-116	CDCl ₃ : 1.15 to 1.20 (15H, m); 1.57 (4H, s); 4.19 (2H, q, J = 7.1 Hz); 4.42 (2H, d, J = 11.7 Hz); 4.58 (2H, d, J = 11.7 Hz); 7.1 to 7.3 (12H, m); 7.4 (1H, s)
18		COOC ₂ H ₅	163	CDCl ₃ : 1 (3H, t, J = 7.1 Hz); 4.12 (2H, q, J = 7.1 Hz); 4.3 (2H, d, J = 11.7 Hz); 4.43 (2H, d, J = 11.7 Hz); 6.2 (1H, m); 6.4 (1H, d); from 7 to 7.14 (10H, m); 7.25 (1H, d, J = 0.7 Hz)
19		COOC ₂ H ₅	145-150	CDCl ₃ : 1.43 (3H, t, J = 7.1 Hz); 4.44 (2H, q, J = 7.1 Hz); 4.7 (2H, d, J = 11.8 Hz); 4.9 (2H, d, J = 11.8 Hz); from 7.4 to 7.55 (12H, m); 7.65 to 7.7 (1H, m); from 7.8 to 7.83 (1H, m)
20		COOH	252	DMSO d ₆ : 3.3 (1H, s); 4.3 (2H, d, J = 11.9 Hz); 4.9 (2H, d, J = 11.9 Hz); from 7.1 to 7.46 (14H, m)
21		COOC ₂ H ₅	103	CDCl ₃ : 0.98 (6H, d, J = 6.9 Hz); 1.52 (3H, t, J = 7.1 Hz); 2.17 (1H, sept, J = 6.9 Hz); from 4.43 to 4.5 (4H, m); 4.85 (2H, d, J = 11.9 Hz); from

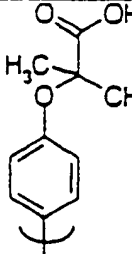
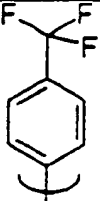
				7.17 to 7.2 (2H, m); from 7.37 to 7.52 (6H, m); from 7.52 to 7.65 (2H, m)
22		COOC ₂ H ₅	102	CDCl ₃ : 1.25 (3H, t, J = 7.1 Hz); 1.93 to 1.99 (2H, m); 2.48 to 2.54 (2H, m); 4.17 to 4.27 (4H, m); 4.62 (2H, d, J = 11.8 Hz); 6.93 to 7.43 (15H, m)
23		COOH	197-198	CDCl ₃ : 2.03 to 2.09 (2H, m); 2.46 to 2.60 (2H, m); 4.33 (2H, d, J = 11.8 Hz); 4.69 (2H, d, J = 11.8 Hz); 6.87 to 7.57 (15H, m)
24		COOC ₂ H ₅	209	CDCl ₃ : 1.31 (3H, t, J = 7.1 Hz); 4.32 (2H, q, J = 7.1 Hz); 4.6 (2H, d, J = 11.7 Hz); 4.8 (2H, d, J = 11.7 Hz); from 7.05 to 7.75 (19H, m)
25		COOC ₂ H ₅	108	CDCl ₃ : 1.45 (3H, t, J = 7.1 Hz); 4.45 (2H, q, J = 7.1 Hz); 4.69 (2H, d, J = 11.8 Hz); 4.89 (2H, d, J = 11.8 Hz); 7.20 to 7.65 (12H, m); 7.92 (1H, d, J = 1.7 Hz)
26		COOH	217-219	DMSO d ₆ : 4.26 (2H, d, J = 11.8 Hz); 4.83 (2H, d, J = 11.8 Hz); from 7.1 to 7.54 (19H, m); 13.4 (1H, s, exchangeable with CF ₃ COOD)

27		COOH	261	DMSO d_6 : 4.26 (2H, d, $J = 11.8$ Hz); 4.83 (2H, d, $J = 11.8$ Hz); from 7.1 to 7.54 (19H, m); 13.4 (1H, s, exchangeable with CF_3COOD)
28		CH ₂ - COOC ₂ H ₅	Boiling point: b.p.o.s = 120.90	CDCl ₃ : 0.82 (3H, t, $J = 7.1$ Hz); 2.54 (2H, s); 3.64 (2H, q, $J = 7.1$ Hz); 3.95 to 4.02 (2H, m); 4.4 (2H, d, $J = 11.6$ Hz); from 6.7 to 6.75 (2H, m); from 6.96 to 7.34 (12H, m)
29		CH ₂ COOH	227	DMSO d_6 : 2.76 (2H, s); 4.11 (2H, d, $J = 11.5$ Hz); 4.85 (2H, d, $J = 11.57$ Hz); from 6.96 to 7.16 (14H, m); 12.1 (1H, s, exchangeable with CF_3COOD)
30		COOC ₂ H ₅	170	CDCl ₃ : 1.1 to 1.3 (5H, m); 1.47 (3H, t, $J = 7.1$ Hz); from 1.67 to 1.9 (6H, m); from 4.3 to 4.5 (4H, m); 4.78 (2H, d, $J = 11.8$ Hz); from 7.1 to 7.15 (2H, m); from 7.29 to 7.47 (6H, m); from 7.56 to 7.59 (2H, m)
31		H	102	CDCl ₃ : 1.25 (3H, t, $J = 7.1$ Hz); 4.2 (2H, q, $J = 7.1$ Hz); 4.33 (2H, d, $J = 11.4$ Hz); 4.71 (2H, d, $J = 11.4$ Hz); 6.35 (1H, s); 6.96 to 7.70 (14H, m)

32		H	174-176	CDCl ₃ : 4.46 (2H, d, J = 11.4 Hz); 4.85 (2H, d, J = 11.4 Hz); 6.51 (1H, s); 7.07 to 7.53 (12H, m); 7.74 (1H, d, J = 7.8 Hz); 7.97 (1H, d, J = 7.8 Hz)
33		COOH	216-217	DMSO d ₆ : 1.34 (6H, s); 1.37 (6H, s); 1.8 (4H); 4.5 (2H, d, J = 11.8 Hz); 5.1 (2H, d, J = 11.8 Hz); from 7.33 to 7.7 (13H, m)
34		COOH	187	CDCl ₃ : 4.75 (2H, d, J = 11.6 Hz); 4.82 (2H, d, J = 11.6 Hz); 6.6 (1H, m); 6.8 (1H, m); from 7.3 to 7.5 (10H, m); 7.66 (1H, m); 8.5 (1H exchangeable with CF ₃ COOD)
35		COOC ₂ H ₅	172	CDCl ₃ : 1.01 (3H, t, J = 7.1 Hz); 4.07 (2H, q, J = 7.1 Hz); 4.57 (2H, d, J = 11.6 Hz); 4.65 (2H, d, J = 11.6 Hz); 7.03 to 7.46 (13H, m); 7.76 (2H, m); 7.87 (1H, d, J = 7.4 Hz); 8.59 (1H, m)
36		COOH	248	DMSO d ₆ : 4.8 (2H, d, J = 11.8 Hz); 5.11 (2H, d, J = 11.8 Hz); 7.2 to 7.7 (13H, m); 8.01 (3H, m); 8.75 (1H, d, J = 8.3 Hz); 13.6 (1H, exchangeable with CF ₃ COOD)

37		COOH	137	CDCl ₃ : 1 (6H, J = 6.9 Hz); 2.2 (1H, m); 4.5 (2H, d, J = 11.9 Hz); 4.9 (2H, d, J = 11.9 Hz); from 7.2 to 7.22 (2H, m); from 7.4 to 7.5 (6H, m); from 7.6 to 7.65 (2H, m)
38		CH ₂ OH	120-122	DMSO d ₆ : from 3.3 to 3.4 (2H, m); 4 (2H, d, J = 11.4 Hz); 4.8 (2H, d, J = 11.4 Hz); from 4.9 to 4.92 (1H, m, exchangeable with D ₂ O); from 7 to 7.6 (1H, m)
39		COOH	240	DMSO d ₆ : from 1.03 to 1.24 (5H, m); from 1.6 to 1.7 (6H, m); 4.21 (2H, d, J = 11.6 Hz); 4.9 (2H, d, J = 11.8 Hz); from 7.2 to 7.7 (10H, m)
40			230-232	DMSO d ₆ : 1.0 (2H, m); 1.4 (4H, m); 3.3 (2H, m); 3.5 (2H, m); 4.4 (2H, d, J = 11.4 Hz); 4.9 (2H, d, J = 11.4 Hz); 7.32-7.2 (10H, m); 7.4-7.5 (4H, m)
41		CH ₃	145	CDCl ₃ : 1.6 (3H, s); 4.0 (2H, s); 4.5 (2H, d, J = 11.8 Hz); 4.7 (2H, d, J = 11.8 Hz); 6.3-6.8 (10H, m); 7.0-7.8 (4H, m)

42		H	115-117	CDCl ₃ : 1.2 (3H, m); 2.0 (3H(Z), s); 2.3 (3H(E), s); 4.1 (2H, m); 4.3 (2H, d, J = 10.7 Hz), 4.8 (2H, d, J = 10.7 Hz); 5.6 (1H, s); 5.7 (1H(Z), s); 5.8 (1H(E), s); 6.7-6.8 (2H, m); 7.0-7.5 (14H, m)
43		H	220-222	DMSO d ₆ : 1.4 (3H, s, Z form); 2.3 (3H, s, E form); 4.4 (2H, d, J = 11 Hz); 5.0 (2H, d, J = 11 Hz); 5.7 (1H, s); 6.0 (1H, s); 7.0-7.6 (16H, m); 8.3 (1H, d, Z form, J = 16 Hz)
44		CONH- CH ₂ - COOC ₂ H ₅	195-197	CDCl ₃ : 1.15 (3H, t, J = 7.1 Hz); 3.9 (2H, d, J = 5.4 Hz); 4.1 (2H, q, J = 7.1 Hz); 4.4 (2H, d, J = 11.6 Hz); 4.5 (2H, d, J = 11.6 Hz); 6.9 (1H, m); 7.3-7.1 (12H, m); 7.5 (2H, d, J = 8.7 Hz)
45		CO(NH)- CH ₂ COOH	258-260	DMSO d ₆ : 4.0 (2H, d, J = 6.02 Hz); 4.8 (2H, d, J = 11.7 Hz); 5.0 (2H, d, J = 11.7 Hz); 7.4-7.7 (14H, m); 8.9 (1H exchangeable, t, J = 6.0 Hz)
46		COOC ₂ H ₅	145	CDCl ₃ : 1.1 (3H, t, J = 7.1 Hz); 4.11 (2H, q, J = 7.1 Hz); 4.38 (2H, d, J = 11.9 Hz); 4.57 (2H, d, J = 11.9 Hz);

				7 to 7.23 (10H, m); 7.47 (2H, d, J = 8.4 Hz); 7.6 (2H, d, J = 8.4 Hz)
47	H		168-170	CDCl ₃ : 1.58 (6H, s); 4.42 (2H, d, J = 11.5 Hz); 4.88 (2H, d, J = 11.5 Hz); 5.63 (1H, s); 6.91 to 7.57 (14H, m)
48		COOH	210	DMSO d ₆ : 4.37 (2H, d, J = 11.9 Hz); 4.96 (2H, d, J = 11.9 Hz); 7.09 to 7.45 (10H, m); 7.65 to 7.5 (4H, m); 13.7 (1H, s, exchangeable with TFA)

Example 42:Ethyl 5-[4-(5,5-diphenyl[1,3]dioxan-2-yl)-phenyl]-3-methylpenta-2,4-dienoate

5 The following are placed in a 250 ml reactor fitted with Dean-Stark apparatus: 70 ml of toluene, 3.5 g (0.011 M) of ethyl 5-(4-diethoxymethylphenyl)-3-methylpenta-2,4-dienoate, 5.0 g (0.011 M) of 2,2-diphenylpropanediol and finally 0.5 g of para-
10 toluenesulphonic acid.

 The mixture is refluxed for 1 h while removing the first fractions distilled. After cooling to room temperature, the reaction medium is washed with 5% NaHCO₃ solution. The organic phase is separated out
15 after settling has taken place and dried over Na₂SO₄. After concentration to dryness, a thick oil is obtained.

 The product is purified by flash chromatography with a mixture of 95 cyclohexane/5 ethyl acetate as
20 eluent.

3.5 g of product are thus obtained in the form of a foam which is recrystallized from diisopropyl ether to give 2.3 g of product melting at 115-117°C.

Example 52:

5 Ethyl 3,3'-bis(4-fluorophenyl)oxirane-2-carboxylate

23.6 ml (0.220 M) of ethyl chloroacetate and 30 g (0.137 M) of 4,4'-difluorobenzophenone are introduced into 80 ml of tetrahydrofuran in a 500 ml
10 round-bottomed flask under a nitrogen atmosphere. A total of 8.8 g of 60% sodium hydride is added portionwise to this medium every 30 minutes. At the end of the addition, an exothermic reaction takes place during which the reaction is maintained at 40-45°C by
15 an ice bath. After leaving overnight at room temperature, the medium is hydrolyzed by addition of dilute hydrochloric acid and then extracted with ether. After concentration, 62 g of an orange-coloured oil are obtained, which product is purified by flash
20 chromatography (70 cyclohexane/30 CH₂Cl₂ eluent). 34.7 g of a product which crystallizes slowly are thus obtained, and this product is finally triturated from 40 ml of pentane. A further flash chromatography (95 cyclohexane/5 diisopropyl ether eluent) gives 27.5 g of
25 pure ester.

NMR (CDCl₃): 0.88 (3H, t, J = 7.1 Hz); 3.81 (1H, s); 3.83 to 3.93 (2H, m); 6.85 to 6.95 (4H, m); 7.11 to 7.16 (2H, m); 7.25 to 7.30 (2H, m).

2-bis(4-Fluorophenyl)ethanal

30 27.5 g of ethyl 3,3'-bis(4-fluorophenyl)-oxirane-2-carboxylate in 210 ml of ethanol are refluxed for 8 hours in the presence of 55 ml of KOH (at 20% in water) in a 500 ml round-bottomed flask. The reaction medium is concentrated and the residue is taken up in
35 600 ml of water. An insoluble material is removed by filtration and the filtrate is acidified with hydrochloric acid and extracted with ether. The oil obtained after concentration is treated (oil bath) at

150°C for one hour. 17.5 g of 2-bis(4-fluorophenyl)ethanal are thus obtained.

NMR (CDCl₃): 4.88 to 4.89 (1H, m); 7.04 to 7.20 (8H, m); 9.89 to 9.90 (1H, m)

5 2,2'-bis(4-Fluorophenyl)-1,3-propanediol

A mixture of 17.5 g of 2-bis(4-fluorophenyl)-ethanol, 16.1 ml (0.153 M) of 37% formaldehyde, 7.6 g of potassium carbonate, 18 ml of water and 70 ml of ethanol is refluxed for 7 hours in a 250 ml round-bottomed flask. After concentration of the medium, the residue is taken up in 200 ml of water and extracted with methylene chloride, which is concentrated. 21.1 g of an oil are obtained and this product is purified by flash chromatography (eluent: 98 methylene chloride/2
10 methanol). 17.8 g of 2,2'-(4-fluorophenyl)-1,3-propanediol [sic] are thus obtained (m.p. = 74°C).

NMR (CDCl₃): 2.16 to 2.18 (2H, m, exchangeable with D₂O); 4.11 to 4.21 (4H, m); 6.91 to 7.18 (8H, m).

20 Ethyl 2-(4-chlorophenyl)-5,5-bis(4-fluorophenyl)-[1,3]dioxane-2-carboxylate (Example 51)

1.7 g of para-toluenesulphonic acid in 120 ml of toluene are refluxed for 30 minutes in a 250 ml round-bottomed flask fitted with Dean-Stark apparatus. 8 g (0.0302 M) of 2,2'-bis(4-fluorophenyl)-1,3-propanediol and 7 g (0.0332 M) of ethyl (4-chlorophenyl)-oxoacetate are added and the mixture is refluxed for
25 8 hours. The reaction medium is cooled, diluted with 200 ml of ethyl ether, washed with normal sodium hydroxide and the organic phase is separated out after settling has taken place, dried and concentrated. The residue is washed with isooctane and then recrystallized from isopropyl ether. A white solid of
30 m.p. 150°C is thus obtained.

35 2-(4-Chlorophenyl)-5,5-bis(4-fluorophenyl)-[1,3]dioxane-2-carboxylic acid (Example 52)

2.8 g of ethyl 2-(4-chlorophenyl)-5,5-bis(4-fluorophenyl)-[1,3]dioxane-2-carboxylate are refluxed for 7 hours in 60 ml of methanol and 15 ml of water containing 0.7 g of NaOH. After concentrating, the

residue is diluted with water and stirred until a solution is obtained. This solution is washed with ether and the aqueous phase is acidified with HCl. The solid formed is filtered off and washed with water and pentane. The product is recrystallized from 100 ml of toluene. (m.p. = 228-30°C; weight obtained 1.9 g).

Example 54:

Ethyl 3,3'-bis(3-trifluoromethylphenyl)oxirane-2-carboxylate

5.9 g of 60% sodium hydride are introduced in 3 portions, every 30 minutes, into a 500 ml round-bottomed flask under a nitrogen atmosphere and containing 16.2 ml (0.15 M) of ethyl chloroacetate, 29.9 g (0.0938 M) of 3,3'-bis(trifluoromethyl)benzophenone and 80 ml of tetrahydrofuran, at 40°C. The mixture is left stirring for a further 2 hours at 40°C and then overnight at room temperature. The medium is hydrolysed with 50 ml of HCl and then extracted with ether. The extracts are washed with water, dried and concentrated. The oil obtained is purified by flash chromatography (eluent: 95 cyclohexane/5 isopropyl ether). 31 g of the ethyl ester are obtained. NMR (CDCl₃): 0.89 to 0.93 (3H, m); 3.90 to 3.98 (3H, m); 7.38 to 7.66 (8H, m).

2-bis(3-Trifluoromethylphenyl)ethanal

A mixture of 31 g of ethyl 3,3'-bis(3-trifluoromethylphenyl)oxirane-2-carboxylate and 56.7 ml of aqueous 20% KOH solution in 210 ml of ethanol is refluxed for 8 hours. The reaction medium is concentrated and the residue is taken up in water and washed with ether. The aqueous phase is acidified and extracted with ether. The residue is heated on an oil bath at 150°C for one hour. The crude product is purified by flash chromatography (eluent: 70 CH₂Cl₂/30 heptane) to give 15.5 g of 2-bis(3-trifluoromethylphenyl)ethanal. NMR (CDCl₃): 4.86 to 4.89 (1H, m); 7.06 to 7.88 (8H, m); 9.77 to 9.78 (1H, m).

2-bis(3-Trifluoromethylphenyl)-1,3-propanediol

A mixture of 12.2 g of 2-bis(3-trifluoromethylphenyl)ethanal, 7.7 ml of 37% formaldehyde, 3.5 g of potassium carbonate, 8.8 ml of water and 35 ml of ethanol is refluxed in a 500 ml round-bottomed flask for 6 hours. The reaction medium is concentrated and the residue is diluted with water and extracted with ether. After concentrating, the residue is purified by flash chromatography (eluent: 98 CH₂Cl₂/2 MeOH). After trituration from 20 ml of pentane, 5 g of 2-bis(3-trifluoromethylphenyl)-1,3-propanediol are obtained (m.p. = 70°C).

NMR (CDCl₃): 2.35 (2H, m, exchangeable with D₂O); 4.26 (4H, m); 7.18 to 7.48 (8H, m).

15 Ethyl 2-(4-chlorophenyl)-5,5'-bis(3-trifluoromethylphenyl)-[1,3]dioxane-2-carboxylate (Example 53)

1.2 g of para-toluenesulphonic acid in 90 ml of toluene are refluxed in a 250 ml round-bottomed flask fitted with Dean-Stark apparatus. 4.9 g of ethyl (4-chlorophenyl)oxoacetate and 7.1 g of 2-bis(3-trifluoromethylphenyl)-1,3-propanediol are added. Refluxing is continued for 8 hours. The reaction medium is cooled, diluted with 150 ml of diethyl ether, washed with 1N sodium hydroxide and dried. The residue obtained is purified by flash chromatography (eluent: 95 CH₂Cl₂/5 heptane). 2.8 g of product are obtained (m.p. = 110°C).

25 2-(4-Chlorophenyl)-5,5'-bis(3-trifluoromethylphenyl)-[1,3]dioxane-2-carboxylic acid (Example 54)

2.8 g of the above ester are treated at reflux for 5 hours in 60 ml of methanol, 15 ml of water and 0.6 g of NaOH. The reaction medium is concentrated and the residue is taken up in 100 ml of water. After washing with ether, the aqueous phase is acidified with hydrochloric acid. It is extracted with ether, the extracts are concentrated and the product is recrystallized from toluene. 1.4 g of product of m.p. = 197-199°C are obtained.

Example 55:Diethyl 2-(9H-fluoren-9-yl)malonate

16.3 g (0.051 M) of ethyl malonate in 300 ml of toluene are introduced into a 500 ml reactor under a nitrogen atmosphere. 4.6 g (0.056 M) of 60% NaH in oil are added portionwise at room temperature. The temperature rises to 32°C. The reaction medium is then maintained at 80°C for 15 minutes. A white broth forms.

A solution of 25 g (0.051 M) of 9-bromofluorene in 60 ml of toluene is added at this temperature. The mixture is left to react for 8 h at 80°C. 100 ml of ice-cold water are added at a temperature below 20°C. The organic phase is separated out after settling has taken place and washed with water. It is dried over Na₂SO₄ and concentrated to dryness. An oil (31 g) which crystallizes is obtained.

Recrystallization is carried out in 160 ml of diisopropyl ether to give 23.7 g of a product melting at 71°C (70% yield).

NMR (CDCl₃): 1.0 (3H, t, J = 7.1 Hz); 3.9 (1H, d, J = 5.5 Hz); 4.0 (2H, q, J = 7.1 Hz); 4.6 (1H, d, J = 5.5 Hz); 7.1-7.3 (4H, m); 7.5 (2H, d, J = 7.4 Hz); 7.7 (2H, d, J = 7.4 Hz).

2-(9H-Fluoren-9-yl)propane-1,3-diol

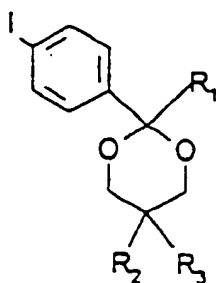
200 ml of anaesthetic ether and then 4.5 g (0.118 M) of LiAlH₄ are placed in a 500 ml reactor under a nitrogen atmosphere. A solution of 9.6 g (0.0296 M) of diethyl 2-(9H-fluoren-9-yl)malonate in 100 ml of anaesthetic ether is added at a temperature below 20°C. The mixture is left to react for 2 h at room temperature and then refluxed for 2 h.


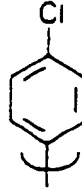



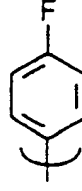

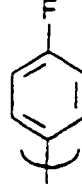
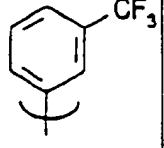
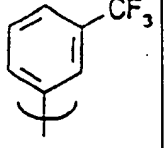
The reaction medium is cooled to 0° [lacuna] and 100 ml of water are added cautiously. This mixture is acidified with dilute H₂SO₄ and extracted with ethyl acetate. The extracts are washed with water and then concentrated to dryness, after drying over sodium sulphate. An oil is obtained which is recrystallized from 130 ml of isopropyl ether. 6.3 g of a white solid melting at 101°C are obtained (88% yield).

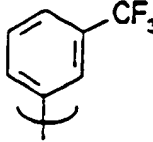
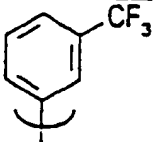
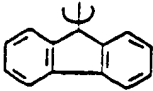

NMR (CDCl₃): 2.2 (2H, s, exchangeable with D₂O); 2.9 (1H, m); 3.8-4.0 (4H, m); 4.3 (1H, d, J = 2.7 Hz); 7.4-7.6 (4H, m); 7.7 (2H, d, J = 7.4 Hz); 7.9 (2H, d, J = 7.4 Hz).


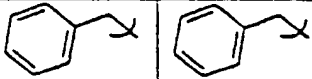
5 Ethyl 2-(4-chlorophenyl)-5-(9H-fluoren-9-yl)-[1,3]dioxane-2-carboxylate (Example 55)

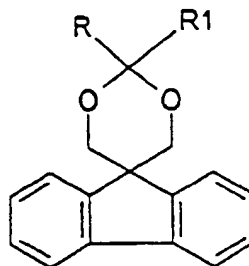
The product is obtained by reacting the above diol with ethyl 2-(4-chlorophenyl)-2-oxoacetate according to the method already described, by refluxing
10 in toluene in the presence of para-toluenesulphonic acid.



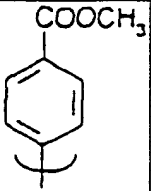
Examples	R2	R3	R1	m.p. °C	NMR
49			COOC ₂ H ₅	170	CDCl ₃ : 1.14 (3H, t, J = 7.1 Hz); 4.1 (2H, q, J = 7.1 Hz); 4.32 to 4.50 (4H, m); 6.98 to 7.46 (12H, m)
50			COOH	259- 261	DMSO d ₆ : 4.54 (2H, d, J = 11.9 Hz); 5.12 (2H, d, J = 11.9 Hz); 7.45 to 7.71 (12H, m); 13.8 (1H, s, exchangeable with CF ₃ COOD)
51			COOC ₂ H ₅	150	CDCl ₃ : 1.27 (3H, t, J = 7.1 Hz); 4.35 (2H, q, J = 7.1 Hz); 4.55 (2H, d, J = 11.8 Hz); 4.70 (2H, d, J = 11.8 Hz); 7.11 to 7.75 (12H, m)
52			COOH	228- 230	CDCl ₃ : 4.39 to 4.42 (4H, m); 6.84 to 7.49 (12H, m)
53			COOC ₂ H ₅	110	CDCl ₃ : 1.16 (3H, t, J = 7.1 Hz); 4.17 (2H, q, J = 7.1 Hz)



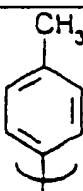
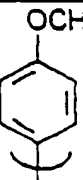
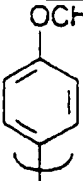
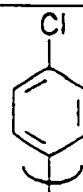
					Hz); 4.42 (2H, d, J = 11.8 Hz); 4.56 (2H, d, J = 11.8 Hz); 7.18 to 7.54 (12H, m)
54			COOH	197-199	CDCl ₃ : 4.69 (2H, d, J = 11.6 Hz); 4.75 (2H, d, J = 11.6 Hz); 7.47 to 7.79 (12H, m)
55		H	COOC ₂ H ₅	151	CDCl ₃ : 1.07 (3H, t, J = 7.1 Hz); from 2.84 to 2.95 (1H, m); from 3.82 to 3.95 (5H, m); 4.07 (2H, q, J = 7.1 Hz); from 7.2 to 7.5 (10H, m); 7.7 (2H, d, J = 7.3 Hz)
56			COOC ₂ H ₅	117	CDCl ₃ : 1.14 (3H, t, J = 7.1 Hz); from 1.64 to 1.7 (2H, m); from 1.8 to 1.92 (4H, m); 3.74 (2H, d, J = 11.6 Hz); 3.87 (2H, d, J = 11.6 Hz); 4.13 (2H, q, J = 7.1 Hz); from 7.2 to 7.28 (2H, m); from 7.47 to 7.5 (2H, m)

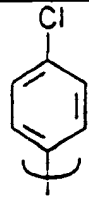
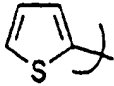
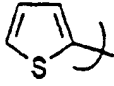
57		COOH	171	CDCl ₃ : 1.7 to 1.9 (6H, m); 3.84 (2H, d, J = 3 Hz); 3.76 (2H, d, J = 11.3 Hz); 7.28 (2H, d, J = 7.6 Hz); 7.49 (2H, d, J = 6.93 Hz); 8.5 (1H, s)
58		COOH	198-200	DMSO: 2.32 (2H, s); 2.72 (2H, s); 3.53 (4H, s); 6.88-7.40 (14H, m)



Examples	R	R1	m.p. (°C)	NMR
59	-CH ₃	-COOCH ₃	110	CDCl ₃ : 1.8 (3H, s); 3.65 (2H, d, J = 10 Hz); 3.95 (3H, s); 4.45 (2H, d, J = 10 Hz); 7.2 to 8.4 (m)
60	-CH ₃	-COOH	199-202	DMSO d ₆ : 1.7 (3H, s); 3.5 (2H, d, J = 12 Hz); 4.4 (2H, d, J = 12 Hz); 7.2 to 8.4 (8H, m)
61	-CH ₃	-CH ₂ -COOC ₂ H ₅	Eb/0.2 mm Hg = 180-190	CCl ₄ : 1.3 (3H, t); 1.9 (3H, s); 3.15 (2H, s); 3.8 to 4.9 (6H, m); 7.0 to 8.0 (8H, m)

52	-CH ₃	-CH ₂ - COOH	106-110	CDCl ₃ : 1.9 (3H, s); 3.2 (2H, s) 4.1 (4H, s); 7.1 to 8 (8H, m); 10.0 (1H, exchangeable with D ₂ O)
63	-CH ₂ -CH ₂ - COOCH ₃	COOCH ₃	120	CDCl ₃ : 2.3 to 2.95 (4H, m); 3.7 (2H, d, J = 10 Hz); 3.8 (3H, s); 4.0 (3H, s); 4.45 (2H, d, J = 10 Hz); 7.2 to 8.4 (8H, m)
64	-CH ₂ -CH ₂ - COOH	-COOH	226-228 (hemi- hydrate)	CDCl ₃ : 2.2 to 3.0 (4H, m); 3.65 (2H, d, J = 11 Hz); 4.6 (2H, d, J = 11 Hz); 7.0 to 8.4 (8H, m); 10.9 (2H, exchangeable with D ₂ O)
65		CH ₃	132-134	CDCl ₃ : 1.85 (3H, s); 3.6 (2H, d, J = 12 Hz); 4.05 (3H, s); 4.35 (2H, d, J = 12 Hz); 6.8 to 8.5 (12H, m)
66	H	-COO- nbutyl	Eb/0.2 mm Hg 170-195 m.p. = 80°C	CCl ₄ : 0.8 to 2.1 (7H, m); 3.8 to 4.16 (6H, m); 5.25 (1H, s); 7 to 8.5 (8H, m)
67	H	-COOH	158-160	CDCl ₃ : 4.0 (2H, d, J = 10 Hz); 4.45 92H, d, J = 10 Hz); 5.5 (1H, s); 6.9 to 8.4 (8H, m); 10.4 (1H,

				exchangeable with D ₂ O)
68		-COOCH ₃	204	CDCl ₃ : 3.85 (3H, s); 3.95 (2H, d, J = 12 Hz); 4.4 (2H, d, J = 12 Hz); 6.8 to 8.2 (13H, m)
69		-COOH	193-195	CDCl ₃ : 4.05 (2H, d, J = 12 Hz); 4.4 (2H, d, J = 12 Hz); 7.0 to 8.2 (13H, m); 9.2 (1H, exchangeable with D ₂ O)
70		-COOC ₂ H ₅	152-154	CDCl ₃ : 1.1 to 1.6 (3H, m); 2.4 (3H, s); 3.7 to 4.7 (6H, m); 7.1 to 8.1 (12H, m)
71		-COOC ₂ H ₅	200	CDCl ₃ : 1.3 (3H, t); 3.8 to 4.6 (9H, m); 6.8 to 8.0 (12H, m)
72		-COOH	208	CDCl ₃ : 3.85 (2H, d, J = 12 Hz); 3.85 (3H, s); 4.45 (2H, d, J = 12 Hz); 6.6 to 8.0 (13H, 1H exchangeable with D ₂ O)
73		-COOC ₂ H ₅	178	DMSO d ₆ : 1.1 (3H, t, J = 7 Hz); 3.6 to 4.8 (6H, m); 7.0 to 8.2 (12H, m)

74		-COOH	240-242	DMSO d_6 : 3.75 (2H, d, $J = 12$ Hz); 4.55 (2H, d, $J = 12$ Hz); 7.0 to 8.4 (12H, m)
75		-COOC ₂ H ₅	130	CDCl ₃ : 1.45 (3H, t, $J = 7$ Hz); 3.8 to 4.8 (6H, m); 7.0 to 8.2 (11H, m)
76		-COOH	185-6	DMSO d_6 : 3.85 (2H, d, $J = 12$ Hz); 4.45 (2H, d, $J = 12$ Hz); 7.0 to 8.0 (11H, m); 10.0 (1H, exchangeable with D ₂ O)

Example 77:Ethyl 9-hydroxymethyl-9H-xanthene-9-carboxylate

A mixture of 1.5 g (5.9 mmol) of ethyl 9H-xanthene-9-carboxylate in 20 ml of THF and 1.6 ml of DMPU under an inert atmosphere is cooled to -50°C. 4 ml (6.4 mmol) of BuLi (1.6 M in hexane) are added dropwise to this medium with stirring, and the medium is then left stirring for 10 minutes at -40°C. After allowing the reaction medium to warm to 10°C, a flow of formaldehyde generated from 5.4 g (0.18 mol) of sublimed paraformaldehyde entrained by a stream of nitrogen is bubbled in. After stirring for 2 hours at room temperature, the suspension is dispersed in 50 ml of water. The reaction medium is then extracted twice with 100 ml of ether. The combined organic phases are dried over Na₂SO₄. After evaporation, the residual oil is chromatographed on silica. Eluent: CH₂Cl₂. 1.1 g of a yellow oil are obtained (yield: 68%).

NMR (CDCl₃): 1.07 (3H, t, $J = 7.1$ Hz); 2.38 (1H, t, $J = 7.4$ Hz); 3.9 (2H, d, $J = 7.5$ Hz); 4.1 (2H, q, $J = 7.1$ Hz); 6.9-7.26 (8H, m).

(9-Hydroxymethyl-9H-xanthen-9-yl)methanol

1.1 g (3.8 mmol) of the ester prepared above in 10 ml of THF are added dropwise to a mixture of 0.18 g (4.7 mmol) of LiAlH₄ dispersed in 30 ml of THF and cooled by a bath of cardice. After stirring for 2 hours at room temperature, 20 ml of water are added cautiously to the reaction medium. This mixture is then extracted twice with 100 ml of EtOAc. The combined organic phases are dried over Na₂SO₄. After evaporating to dryness, 0.7 g of a yellow oil is obtained (yield: 75%).

NMR (CDCl₃): 1.36 (2H, m); 3.83 (4H, d, J = 6.0 Hz); 6.95 (2H, t, J = 7.9 Hz); 6.96 (2H, d, J = 7.9 Hz); 7.11 (2H, t, J = 7.9 Hz); 7.32 (2H, d, J = 7.9 Hz).

15 Ethyl 2-(4-chlorophenyl)spiro[1,3-dioxane-5,9'-xanthene]-2-carboxylate (Example 77)

0.3 ml of BF₃·OEt₂ is added dropwise to a mixture of 1 g (4.7 mmol) of ethyl para-chlorophenyl oxoacetate and 0.7 g of the diol prepared above in 20 ml of CH₂Cl₂, stirred at room temperature. After stirring for 2 hours at room temperature, the reaction medium is washed twice with 20 ml of saturated NaHCO₃. The organic phase is dried over Na₂SO₄ and then evaporated. The residual oil is chromatographed on a column of silica and eluted with an EtOAc/cyclohexane mixture (1:9). 0.4 g of whitish crystals is obtained and this product is recrystallized from acetone. 0.32 g of white crystals is collected (yield: 25%).

m.p. = 131-132°C

30 **Example 78:**

2-(4-Chlorophenyl)spiro[1,3-dioxane-5,9'-xanthene]-2-carboxylic acid

A mixture of 0.09 g (0.2 mmol) of the ester prepared in Example 77, Example [sic], 0.5 g (9 mmol) of KOH, 20 ml of ethanol and 10 ml of water is stirred at reflux for 3 h. After cooling, the reaction medium is acidified with concentrated HCl solution to pH = 5 and extracted with ethyl acetate. The combined organic

phases are dried over Na_2SO_4 and then evaporated. The residual oil is crystallized from a suitable solvent. 0.06 g of white solid is isolated (yield = 64%).
m.p. = .244-246°C

5 **Example 79:**

(5-Hydroxymethyl-5H-dibenzo[a,d]cyclohepten-5-yl)methanol

A mixture of 11 g (0.05 mol) of 5H-dibenzo[a,d]cycloheptene-5-carboxaldehyde (prepared according to L. SALISBURY, J. Org. Chem., 1972, 37, 4075), 66 ml of ethanol, 16.2 ml (0.2 mol) of aqueous 37% formaldehyde solution, 11 ml of water and 6.6 g (0.05 mol) of K_2CO_3 is refluxed for 20 hours. The reaction medium is then poured into 1 litre of water with stirring and the mixture is extracted with CH_2Cl_2 . The combined organic phases are dried over Na_2SO_4 and evaporated. The residual mass is triturated from 60 ml of absolute ethanol and disperses as a beige-coloured solid, which is filtered off and dried. 5 g of product are obtained (yield: 40%).
m.p. = 162-163°C.
NMR (DMSO d_6): 3.9-5 (4H, m); 7 (2H, s); 7.2-7.5 (8H, m).

25 Ethyl 2-(4-chlorophenyl)spiro[1,3-dioxane-5,5'-5'H-dibenzo[a,d]cycloheptene]-2-carboxylate
(Example 79)

A mixture of 2.9 g (15 mmol) of para-toluenesulphonic acid monohydrate and 500 ml of toluene in a reactor fitted with Dean-Stark apparatus is refluxed until the water has been completely removed. 12.6 g (0.05 mol) of the diol prepared above and 16 g (75 mmol) of ethyl para-chlorophenyloxoacetate are then added. The mixture is refluxed for 8 hours. After cooling, the reaction medium is washed with 300 ml of saturated aqueous NaHCO_3 solution and then with 300 ml of water. The organic phase is dried over Na_2SO_4 and then evaporated. The residual oil is chromatographed on a column of silica and eluted with a 5/95

EtOAc/cyclohexane mixture. The product is then washed with isopropyl ether and dried. 3 g of a white solid are obtained (yield: 14%).

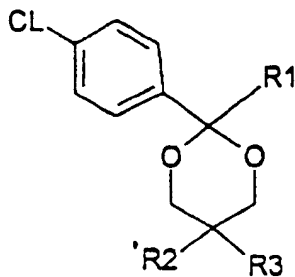
m.p. = 206-208°C

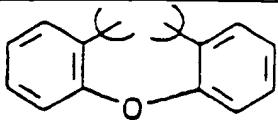


5 **Example 80:**


2-(4-Chlorophenyl)spiro[1,3-dioxane-5,5'-5'H-dibenzo[a,d]cycloheptene]-2-carboxylic acid

A mixture of 0.6 g (8 mmol) of potassium hydroxide, 17 ml of water, 70 ml of ethanol and 1.8 g
10 (4 mmol) of the ester prepared according to Example 12 is refluxed for 5 hours. The solvent is then evaporated off. The resulting gum is dissolved in 50 ml of water and this aqueous phase is washed with ether and then acidified. The aqueous phase is extracted with CH₂Cl₂.
15 The combined organic phases are dried over Na₂SO₄ and then evaporated. The residue is recrystallized from a suitable solvent. 1.1 g of a white solid are obtained (yield: 65%).

m.p. > 260°C



Examples	R2	R3	R1	m.p. °C	NMR
77			COOEt	131-132	CDCl ₃ : 1.2 (3H, t, J = 7.1 Hz); 4.18 (2H, d, J = 12.1 Hz); 4.22 (2H, q, J = 7.1 Hz); 4.35 (2H, d, J = 12.1 Hz); 6.88-7.09 (4H, m); 7.13-7.25 (2H, m); 7.33 (2H, d, J = 8.6 Hz); 7.53-7.63 (3H, m); 7.74 (1H, d, J = 7.9 Hz)
78			COOH	244-246	DMSO d ₆ : 4.28 (2H, d, J = 12.1 Hz); 4.47 (2H, d, J = 12.1 Hz); 7.07-7.47 (3H, m); 7.78 (6H, m); 7.91-8.05 (3H, m)
79			COOC ₂ H ₅	206-208	CDCl ₃ : 1.1 (3H, t, J = 7 Hz); 3.8 (1H, d, J = 11.5 Hz); 4.1 (2H, q, J = 7 Hz); 4.7 (1H, d, J = 11.5 Hz); 4.8 (1H, d, J = 11.5 Hz); 5.2 (1H, d, J = 11.5 Hz); 7 (2H, s); 7.2-7.5 (12H, m)

80		COOH	> 260	DMSO d_6 : 3.5 (1H, d, J = 12 Hz); 4.6 (1H, d, J = 12 Hz); 4.7 (1H, d, J = 12 Hz); 5.5 (1H, d, J = 12 Hz); 7.1 (2H, s); 7.2-7.65 (12H, m); 13.5 (1H, s, exchangeable with CF_3COOD)
----	---	------	-------	--

Example 81:2-(4-Chlorophenyl)-5,5-diphenyl[1,3]oxazinane

This product is obtained by reacting 3-amino-
5 2,2-diphenyl-1-propanol with 4-chlorobenzaldehyde in refluxing toluene in the presence of p-toluenesulphonic acid for 5 hours.

The usual work-up allows the product to be obtained:

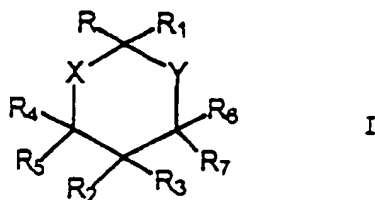
10 m.p. = 169-170°C

NMR ($CDCl_3$): 1.72 (1H, exchangeable with D_2O); 3.69 to 4.25 (3H, m); 4.9 to 4.96

(1H, m); 5.31 (1H, s); 7.19 to 7.6 (14H, m).

CLAIMS

1. Compound of formula I:



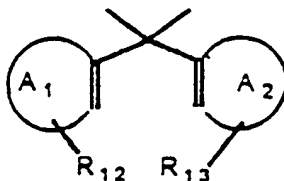
- 5 in which
- X and Y represent, independently of each other, a methylene group; an oxygen or sulphur atom; or -NR_a- in which R_a represents a hydrogen atom, a (C₁-C₇)alkyl, (C₆-C₁₀)aryl group or a 3- to 10-membered heterocycle
- 10 comprising 1 to 4 endocyclic hetero atoms chosen from O, S and N; the said aryl group and the said heterocycle optionally being substituted with one or more radicals Z as defined below;
- R represents a hydrogen atom; a (C₁-C₇)alkyl group; a
- 15 phthalamido(C₁-C₇)alkyl group; (C₃-C₁₂)cycloalkyl; a group -(CH₂)_p-COOR_b in which p is an integer from 0 to 6 and R_b represents a hydrogen atom or a (C₁-C₇)alkyl group; a (C₆-C₁₀)aryl group; a 3- to 10-membered
- 20 heterocycle comprising 1 to 4 endocyclic hetero atoms chosen from O, S and N; a (C₆-C₁₀)aryl(C₁-C₇)alkyl group; it being understood that the aryl groups present in R and the said heterocycle are optionally substituted with one or more substituents chosen from a radical Z as defined below and a (C₁-C₇)alkylene chain;
- 25 R₁ represents a hydrogen atom; a (C₁-C₇)alkyl group; (C₁-C₇)hydroxyalkyl; a (C₆-C₁₀)aryl group optionally substituted with one or more radicals W as defined below; a group -P(O)(OR₈)(OR₉) in which R₈ and R₉ are, independently, a hydrogen atom or a (C₁-C₇)alkyl group;
- 30 a group -(CH₂)_t-COOR_c in which t is an integer from 0 to 6 and R_c represents a hydrogen atom or a (C₁-C₇)alkyl group; a group -CONR₁₀R₁₁ in which R₁₀ and R₁₁ independently represent a hydrogen atom, a (C₁-C₇)alkyl group, a group R_dO-CO-(C₁-C₇)alkyl in which R_d

represents H or (C₁-C₇)alkyl, or alternatively R₁₀ and R₁₁ together form a -(CH₂)_r- chain in which r is an integer equal to 4, 5 or 6;

R₂ and R₃ independently represent a hydrogen atom; a
 5 (C₁-C₇)alkyl group; (C₃-C₁₂)cycloalkyl; (C₆-C₁₀)aryl; (C₅-C₁₀)aryl(C₁-C₇)alkyl; a 3- to 10-membered heterocycle comprising 1 to 4 endocyclic hetero atoms chosen from O, N and S; or a fluorenyl group; the said aryl groups present in R₂ or R₃, the said heterocycle and the said
 10 fluorenyl optionally being substituted with one or more radicals Z as defined below;

or alternatively R₂ and R₃ together form a chain -(CH₂)_{r1}- in which r1 is an integer equal to 2, 3, 4 or 5;

15 or alternatively R₂ and R₃ together form the group (a)



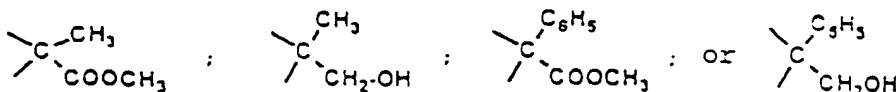
in which A₁ and A₂ independently represent (C₆-C₁₀)aryl or a 5- to 10-membered aromatic heterocycle comprising 1 to 4 endocyclic hetero atoms chosen from N, O and S,
 20 the said aryl group and the said heterocycle optionally bearing, in addition to the substituents R₁₂ and R₁₃, one or more other substituents chosen from the radicals Z as defined below; and in which R₁₂ and R₁₃ together form a chain

25 $-(CH_2)_m-E-(CH_2)_n-$ or $-CHR_{14}=CHR_{15}-$

in which m and n are, independently, an integer from 0 to 6; E represents a bond, O, S, -NR_e-, in which R_e represents a hydrogen atom or (C₁-C₇)alkyl or alternatively E represents a (C₁-C₇)alkylene or (C₆-
 30 C₁₀)arylene chain or a 3- to 10-membered divalent heterocyclic radical comprising 1 to 4 endocyclic hetero atoms chosen from O, N and S; and

R₁₄ and R₁₅ are chosen, independently, from a hydrogen atom, (C₁-C₇)alkyl and (C₅-C₁₀)aryl;

which bears them, do not form any of the following divalent radicals:



and (ii) when R_4 , R_5 , R_6 and R_7 represent a
 5 hydrogen atom; X and Y represent O; and R represents
 pyridyl, piperidyl or substituted piperidyl; then R_1
 does not represent optionally substituted phenyl.

2. Compound of formula I according to Claim 1, in
 which X and Y represent an oxygen atom.

10 3. Compound of formula I according to either of
 Claims 1 and 2, in which R_4 , R_5 , R_6 and R_7 represent a
 hydrogen atom.

4. Compound of formula I according to any one of
 Claims 1 to 3, in which:

15 R represents a hydrogen atom; a (C_1-C_7) alkyl
 group; a phthalamido (C_1-C_7) alkyl group; $(C_3-$
 $C_{12})$ cycloalkyl; a heterocycle as defined in Claim 1; a
 (C_6-C_{10}) aryl group; or a (C_6-C_{10}) aryl (C_1-C_7) alkyl group;
 it being understood that the aryl groups present in R
 20 and the said heterocycle are optionally substituted
 with one or more substituents chosen from a $(C_1-$
 $C_7)$ alkylene chain; a halogen atom; a phenyl group; $(C_1-$
 $C_7)$ alkyl optionally substituted with one or more
 halogen atoms; (C_1-C_7) alkoxy; or a group $-A-COOR_f$ in
 25 which A and R_f are as defined in Claim 1;

R_1 represents a hydrogen atom; a (C_1-C_7) alkyl group;
 $-(CH_2)_t-COOR_c$ in which t and R_c are as defined in
 Claim 1;

30 R_2 and R_3 independently represent a hydrogen atom; a
 group (C_6-C_{10}) aryl or (C_6-C_{10}) aryl (C_1-C_7) alkyl; the aryl
 groups present in R_2 and R_3 optionally being substituted
 with one or more radicals chosen from a halogen atom; a
 (C_1-C_7) alkyl group optionally substituted with one or
 more halogen atoms; (C_1-C_7) alkoxy; N- (C_1-C_7) alkyl-
 35 carbamoyl; (C_1-C_7) alkylamino; nitro; cyano; and $-A-COOR_f$
 in which A and R_f are as defined in Claim 1;

- 73 -

or alternatively R_2 and R_3 together form the group (a) as defined in Claim 1 in which A_1 and A_2 represent a phenyl group; and R_{12} and R_{13} together form a chain $-(CH_2)_m-E-(CH_2)_n-$ in which m , n and E are as defined in Claim 1, or a chain $-CHR_{14}=CHR_{15}-$ in which R_{14} and R_{15} are as defined in Claim 1; or alternatively R_2 and R_3 together form a chain $-(CH_2)_{r_1}-$ in which r_1 is an integer equal to 2, 3, 4 or 5.

5. Compound of formula I according to any one of Claims 1 to 4, in which

R represents a hydrogen atom; a (C_1-C_7) alkyl group; (C_3-C_{12}) cycloalkyl; $-(CH_2)_p-COOR_b$ in which p and R_b are as defined in Claim 1; $-(C_6-C_{10})$ aryl or a heterocycle as defined in Claim 1; it being understood that the said aryl group and the said heterocycle are optionally substituted with one or more substituents chosen from a halogen atom; a (C_1-C_7) alkyl group; (C_1-C_7) alkoxy; or $-A-COOR_f$ in which A and R_f are as defined in Claim 1; R_1 represents a (C_1-C_7) alkyl or $-(CH_2)_t-COOR_c$ group in which t and R_c are as defined in Claim 1; a group $-CONR_{10}R_{11}$ in which R_{10} and R_{11} are as defined in Claim 1; R_2 and R_3 together form the group (a) as defined in Claim 1 in which A_1 and A_2 represent phenyl; and R_{12} and R_{13} together form a chain $-(CH_2)_m-E-(CH_2)_n-$ in which m and n represent 0 and E represents a bond.

6. Compound of formula I according to any one of Claims 1 to 4, in which

R represents (C_6-C_{10}) aryl optionally substituted with a halogen atom;

R_1 represents $-COOR_c$ in which R_c is as defined in Claim 1;

R_2 and R_3 together form the group (a) as defined in Claim 1 in which A_1 and A_2 represent phenyl; and R_{12} and R_{13} together form a chain $-(CH_2)_m-E-(CH_2)_n-$ in which m and n represent 0 and E represents a bond, O or S.

7. Compound of formula I according to any one of Claims 1, 2, 3 or 4, in which

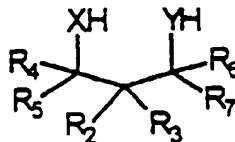
R represents (C₆-C₁₀)aryl optionally substituted with a halogen atom;

R₁ represents -COOR_c in which R_c is as defined in Claim 1;

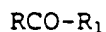
5 R₂ and R₃ together form the group (a) as defined in Claim 1 in which A₁ and A₂ represent phenyl; and R₁₂ and R₁₃ together form a chain -CHR₁₄=CHR₁₅- in which R₁₄ and R₁₅ are as defined in Claim 1.

8. Compound of formula I according to Claim 1,
 10 chosen from ethyl 2-(4-chlorophenyl)-5,5-diphenyl[1,3]-dioxane-2-carboxylate, 2-(4-chlorophenyl)-5,5-diphenyl-[1,3]dioxane-2-carboxylic acid, ethyl 2,5,5-tris(4-chlorophenyl)-[1,3]dioxane-2-carboxylate, 2,5,5-tris(4-chlorophenyl)-[1,3]dioxane-2-carboxylic acid, ethyl 2-
 15 (4-chlorophenyl)spiro[[1,3]dioxane-5,9'-fluorene]-2-carboxylate, 2-(4-chlorophenyl)spiro[[1,3]dioxane-5,9'-fluorene]-2-carboxylic acid.

9. Process for preparing a compound of formula I according to Claim 1, comprising the reaction of a
 20 compound of formula:



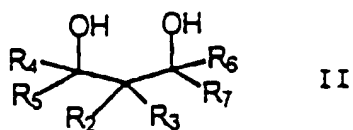
in which X, Y and R₂ to R₇ are as defined in Claim 1, it being understood that X or Y can also represent a nitrogen atom substituted with a function which is a
 25 precursor of R_a, with a carbonyl derivative of formula III



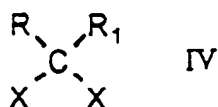
III

in which R and R₁ are as defined in Claim 1.

10. Process for preparing a compound of formula I according to Claim 1, in which X and Y represent an
 30 oxygen atom, comprising the reaction of an alkali metal or alkaline-earth metal salt of a diol of formula II



in which R_2 to R_7 are as defined in Claim 1, with a dihalo compound of formula IV



5 in which R and R_1 are as defined in Claim 1 and X represents a halogen atom.

11. Diol chosen from

- 2,2-bis(4-fluorophenyl)propane-1,3-diol;
- 2,2-bis(3-trifluoromethylphenyl)propane-1,3-

10 diol;

- 5-hydroxymethyl-5H-dibenzo[a,d]cyclohepten-5-ylmethanol; and

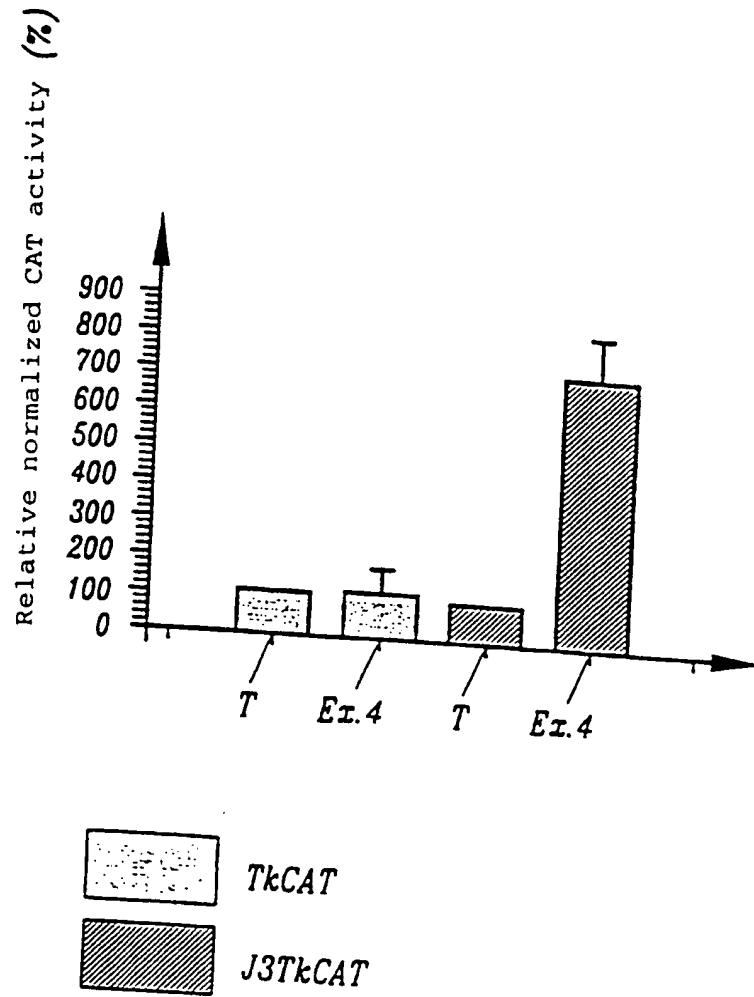
- (9-hydroxymethyl-9H-xanthen-9-yl)methanol.

12. Pharmaceutical composition comprising an effective amount of at least one active principle chosen from a compound of formula I according to Claim 1 and a compound of formula I as defined in (i) in Claim 1, in combination with at least one pharmaceutically acceptable vehicle.

20 13. Composition according to Claim 12, in the form of an immediate-release tablet, a controlled-release tablet, a gelatin capsule, an injectable solution or a cream.

25 14. Use of an active principle chosen from a compound of formula I according to Claim 1, and a compound of formula I as defined in (i) or (ii), in Claim 1, for the preparation of a medicinal product intended to prevent or treat dyslipidaemia, atherosclerosis and diabetes.

1/1



INTERNATIONAL SEARCH REPORT

International Application No
PCT/EP 99/04831

A. CLASSIFICATION OF SUBJECT MATTER IPC 7 C07D319/06 C07D319/08 A61K31/335				
According to International Patent Classification (IPC) or to both national classification and IPC				
B. FIELDS SEARCHED				
Minimum documentation searched (classification system followed by classification symbols) IPC 7 C07D A61K				
Documentation searched other than minimum documentation to the extent that such documents are included in the fields searched				
Electronic data base consulted during the international search (name of data base and, where practical, search terms used)				
C. DOCUMENTS CONSIDERED TO BE RELEVANT				
Category *	Citation of document, with indication, where appropriate, of the relevant passages	Relevant to claim No.		
X	CHRISTIAN S. RONDESTVEDT JR.: "m-Dioxanes and Other Cyclic Acetals" JOURNAL OF ORGANIC CHEMISTRY, vol. 26, no. 7, 25 July 1961 (1961-07-25), pages 2247-2253, XP002099113 EASTON US page 2250, column 2, line 1 - line 26; tables I, III <div style="text-align: center;"> --- -/-- </div>	1-4,9		
<input checked="" type="checkbox"/> Further documents are listed in the continuation of box C. <input checked="" type="checkbox"/> Patent family members are listed in annex.				
* Special categories of cited documents :				
<table style="width: 100%; border: none;"> <tr> <td style="width: 50%; border: none; vertical-align: top;"> "A" document defining the general state of the art which is not considered to be of particular relevance "E" earlier document but published on or after the international filing date "L" document which may throw doubts on priority claim(s) or which is cited to establish the publication date of another citation or other special reason (as specified) "O" document referring to an oral disclosure, use, exhibition or other means "P" document published prior to the international filing date but later than the priority date claimed </td> <td style="width: 50%; border: none; vertical-align: top;"> "T" later document published after the international filing date or priority date and not in conflict with the application but cited to understand the principle or theory underlying the invention "X" document of particular relevance; the claimed invention cannot be considered novel or cannot be considered to involve an inventive step when the document is taken alone "Y" document of particular relevance; the claimed invention cannot be considered to involve an inventive step when the document is combined with one or more other such documents, such combination being obvious to a person skilled in the art. "&" document member of the same patent family </td> </tr> </table>			"A" document defining the general state of the art which is not considered to be of particular relevance "E" earlier document but published on or after the international filing date "L" document which may throw doubts on priority claim(s) or which is cited to establish the publication date of another citation or other special reason (as specified) "O" document referring to an oral disclosure, use, exhibition or other means "P" document published prior to the international filing date but later than the priority date claimed	"T" later document published after the international filing date or priority date and not in conflict with the application but cited to understand the principle or theory underlying the invention "X" document of particular relevance; the claimed invention cannot be considered novel or cannot be considered to involve an inventive step when the document is taken alone "Y" document of particular relevance; the claimed invention cannot be considered to involve an inventive step when the document is combined with one or more other such documents, such combination being obvious to a person skilled in the art. "&" document member of the same patent family
"A" document defining the general state of the art which is not considered to be of particular relevance "E" earlier document but published on or after the international filing date "L" document which may throw doubts on priority claim(s) or which is cited to establish the publication date of another citation or other special reason (as specified) "O" document referring to an oral disclosure, use, exhibition or other means "P" document published prior to the international filing date but later than the priority date claimed	"T" later document published after the international filing date or priority date and not in conflict with the application but cited to understand the principle or theory underlying the invention "X" document of particular relevance; the claimed invention cannot be considered novel or cannot be considered to involve an inventive step when the document is taken alone "Y" document of particular relevance; the claimed invention cannot be considered to involve an inventive step when the document is combined with one or more other such documents, such combination being obvious to a person skilled in the art. "&" document member of the same patent family			
Date of the actual completion of the international search <div style="text-align: center;">28 October 1999</div>		Date of mailing of the international search report <div style="text-align: center;">08/11/1999</div>		
Name and mailing address of the ISA European Patent Office, P.B. 5818 Patentlaan 2 NL - 2280 HV Rijswijk Tel. (+31-70) 340-2040, Tx. 31 651 epo nl, Fax: (+31-70) 340-3016		Authorized officer <div style="text-align: center;">Zervas, B</div>		

INTERNATIONAL SEARCH REPORT

International Application No

PCT/EP 99/04831

C.(Continuation) DOCUMENTS CONSIDERED TO BE RELEVANT		
Category *	Citation of document, with indication, where appropriate, of the relevant passages	Relevant to claim No.
X	CHEMICAL ABSTRACTS, vol. 86, no. 7, 14 February 1977 (1977-02-14) Columbus, Ohio, US; abstract no. 43057s, V. E. KATAEV ET AL.: "The Kerr constants of 4- and 5-Phenyl-1,3-dioxanes and the conformation of their phenyl groups" page 480; column 2; XP002099116 abstract & BULL. SOC. CHIM. BELG., vol. 85, no. 3, 1976, pages 103-113, ---	1-4
X	CHEMICAL ABSTRACTS, 13TH COLLECTIVE INDEX, CHEMICAL SUBSTANCES: DIAZABICYCLOO...-DOBON, vol. 116-125, 1992 - 1996, XP002099114 Columbus, Ohio, US page 1034, column 1, line 62 -column 3, line 2 page 1042, column 1, line 3 -page 1043, column 3, line 37 ---	1-4
X	DR. OTTO-ALBRECHT NEUMÜLLER: "Römpps Chemie-Lexikon (8. Auflage)" 1981, W. KELLER & CO., STUTTGART, DE XP002099115 page 842, column 2, line 6 -page 843, column 1, line 11 ---	1
A	EP 0 507 291 A (YOSHITOMI PHARMACEUTICAL) 7 October 1992 (1992-10-07) page 3, line 30 - line 34; claims ---	1-14
A	EP 0 471 493 A (AMERICAN HOME PRODUCTS) 19 February 1992 (1992-02-19) page 2, line 1 - line 11; claims -----	1-14

INTERNATIONAL SEARCH REPORT

Information on patent family members

International Application No

PCT/EP 99/04831

Patent document cited in search report	A	Publication date	Patent family member(s)	Publication date
EP 507291	A	07-10-1992	CA 2065086 A	05-10-1992
			JP 5208948 A	20-08-1993
			KR 9411151 B	24-11-1994
			US 5420164 A	30-05-1995
EP 471493	A	19-02-1992	US 5179216 A	12-01-1993
			AT 138373 T	15-06-1996
			AU 639129 B	15-07-1993
			AU 8243091 A	20-02-1992
			CA 2048891 A	17-02-1992
			CS 9102552 A	18-03-1992
			DE 69119665 D	27-06-1996
			DE 69119665 T	02-01-1997
			DK 471493 T	24-06-1996
			ES 2088469 T	16-08-1996
			FI 913894 A	17-02-1992
			GB 2247019 A, B	19-02-1992
			GR 3020776 T	30-11-1996
			HU 9500290 A	28-08-1995
			IE 65711 B	15-11-1995
			IL 99065 A	31-01-1996
			JP 4244078 A	01-09-1992
			MX 9203265 A	01-07-1992
			NZ 239413 A	26-03-1993
			PT 98675 A	31-07-1992
			US 5399697 A	21-03-1995
US 5380853 A	10-01-1993			
US 5281714 A	25-01-1994			

**This Page is Inserted by IFW Indexing and Scanning
Operations and is not part of the Official Record**

BEST AVAILABLE IMAGES

Defective images within this document are accurate representations of the original documents submitted by the applicant.

Defects in the images include but are not limited to the items checked:

- BLACK BORDERS
- IMAGE CUT OFF AT TOP, BOTTOM OR SIDES
- FADED TEXT OR DRAWING
- BLURRED OR ILLEGIBLE TEXT OR DRAWING
- SKEWED/SLANTED IMAGES
- COLOR OR BLACK AND WHITE PHOTOGRAPHS
- GRAY SCALE DOCUMENTS
- LINES OR MARKS ON ORIGINAL DOCUMENT
- REFERENCE(S) OR EXHIBIT(S) SUBMITTED ARE POOR QUALITY
- OTHER: _____

IMAGES ARE BEST AVAILABLE COPY.

As rescanning these documents will not correct the image problems checked, please do not report these problems to the IFW Image Problem Mailbox.